

F O R E S T L A K E S P O R T S M E N ' S C L U B



★ ★ ★ ★ ★ ★ ★ ★
FEDERAL 

MULTI-GUN

NATIONAL CHAMPIONSHIP

JULY 21-23, 2023

20

23

FOREST LAKE, MINNESOTA

PRESENTED BY



OFFICIAL MATCHBOOK

2023

WELCOME

Welcome to the **2023 Federal USPSA Multigun Nationals** presented by Vortex Optics. Hawkeye Ignite and the Minnesota 3-gun Group are lead by Adam Maxwell (Match Director) and Kevin Harrington (Assistant Match Director) in addition to Troy McManus as Range Master. The Forest Lake Sportsman's Club has a rich tradition of hosting our uniquely Midwestern brand of Multigun. We are here to crown a champion, and make sure everyone has a fair and equal chance to be that champion. We intend to test the full spectrum of DVC in all three disciplines of Rifle, Pistol, and Shotgun in a thrilling way that we hope is worthy of your time and journey to be with us.

Adam Maxwell
Multi-Gun Nationals
Match Director



WELCOME MULTIGUN NATIONALS / 2023



JERRY BECK

MATCH SHIRTS
TechWear USA has sponsored the Official Match V-Necks. Additional shirts maybe ordered directly from **Techwear USA.** (techwearusa.com)

DANIEL HORNER

Jerry Beck and Daniel Horner at the 2022 Multi-Gun Nationals held in Clifton, South Carolina.

THINK FAST

SPEED IS EVERYTHING



CASEY REED

USPSA Grand Master
USPSA 2018 National Champion



Cleaner burning propellant



Less muzzle rise



Eliminates fouling



Better knockdowns

Fly through stages with Syntech Action Pistol.

With less muzzle flip for faster follow-up shots and a bullet profile that transfers more knockdown to steel targets, Syntech Action Pistol® is built for speed. The polymer-encapsulated bullet eliminates metal fouling, and the Catalyst lead-free primer deals out the most consistent ignition in competition. Meets major or minor power factor requirements.



FEDERAL 

BUY NOW AT
federalpremium.com

©2023 Federal® Ammunition



Official ammunition of the USPSA;
all Syntech Action Pistol loads
are included in the
USPSA Certified Match Ammo program.

USPSA
MULTIGUN NATIONALS
**EVENT
SCHEDULE**

JULY 19TH | WEDNESDAY 7AM

- Staff Meeting (7am)
- Staff Competition
- Range open for competitor observation

JULY 20TH | THURSDAY

- Range open for competitor observation
- Staff briefing (6pm) with Instagram live stream

COMPETITION

JULY 21ST | FRIDAY

- 7:30am First Shots (follow Squad Matrix)

JULY 22ND | SATURDAY

- 7:30am First Shots (follow Squad Matrix)

JULY 23RD | SUNDAY

- 7:30am First Shots (follow Squad Matrix)
- Arbitration to follow last shots
- Podium ceremony to follow arbitration (approximately 4pm)

**BEER
GUARDEN**
Open beer garden from 6:00-9:00pm on Saturday presented by **Vortex Optics** and **Atlas Gunworks.**

SHOTGUN SIDE MATCH

Presented by **BRILEY**

Shotgun Side match will be open 1400-2000 Saturday and 1100-1400 Sunday. \$10 runs, 50% cash purse payout.



B R I L E Y
A Legacy of Shooting Innovation.

HOPPE'S
**GO AHEAD.
BRING THE
HEAT.**

1 HIGH-PERFORMANCE SUN CLEANER
2 HIGH-PERFORMANCE COPPER CLEANER
3 HIGH-PERFORMANCE PRECISION OIL
4 GUN GREASE
5 HIGH-PERFORMANCE LUBRICATING CLOTH

AFTER MORE THEN 120 YEARS OF SUCCESS, WE'RE BRINGING OUR HERITAGE FORWARD. INTRODUCING HOPPE'S BLACK, A NEW FORMULA FOR ANY FIREARM. BUT DESIGNED WITH MSRS IN MIND. ONLY HOPPE'S BLACK IS CAPABLE OF WITHSTANDING TEMPERATURES FROM -65°F TO 540°F IN HIGH CAPACITY SITUATIONS.

120 YEARS
1903 2023

OFFICIAL CLEANING PRODUCT OF THE:

FIND IT AT HOPPES.COM



FIND YOUR PEAK™

JOIN VORTEX NATION™



CLIMBING HIGHER. PUSHING HARDER.
SHOOTING FARTHER. AROUND HERE, FIND
YOUR PEAK™ ISN'T A CATCHPHRASE. IT'S THE
FOCUS THAT FUELS THE ADVENTURE. LET
VORTEX® HELP YOU UNLOCK YOUR POTENTIAL
WITH SOME OF THE BEST CONTENT ON THE
WEB. **SCAN THE QR CODE TO SIGN UP.**

**SCAN TO
GET FREE
ACCESS**

- ✓ EXCLUSIVE CONTENT
- ✓ NEW PRODUCT LAUNCHES
- ✓ EXPERT TIPS & TACTICS
- ✓ SUBSCRIBER-ONLY OFFERS

Title Sponsor



Presenting Sponsor



Tactical Division Sponsor



STAGE SPONSORS

- Hunters HD Gold
- ELEY/Killough Shooting Sports
- Berry's Manufacturing
- The Blue Bullets
- ERGO
- FW ARMS
- JP Rifles
- Kel-Tec
- Decibuls
- MTM Cans
- Weber Tactical
- Voodoo Tactical

GOLD SPONSOR

- American Defense Mfg.
- ISOtunes Sport
- Athlon Optics
- C-MORE Systems
- Red Hill Tactical
- S3 Range Carts
- Shadow Systems
- Hogue Inc
- Warne Scope Mounts

SILVER SPONSOR

- GR Products

BRONZE SPONSOR

- LOK Grips
- Trijicon Inc

The 2023 Optics Sponsor
of USPSA Nationals
Vortex Optics

Official Performance and Logo Gear
Techwear

Official Cleaning Products
Hoppe's

Official Eyewear
Hunters HD Gold

Targets Sponsored By
Shooters Connection

Staff Shoot Ammo
Ammo Inc

Shooter Contingency
Safariland

Prize Table FFL
Arzen Arms

Presenting Sponsor of the
Prep and Press Podcast
ISOtunes Sport

Steel Sponsor
Targets USA

Side Match Sponsored by
Briley

HUNTERS HD GOLD

They CHANGE so you don't have to.™

THE OFFICIAL EYEWEAR OF



Behind The Lens



Season 3 Now Streaming
on all major podcast
platforms and on Hunters
HD Gold YouTube Channel

Follow Hunters HD
Gold on Rumble!

HUNTERS HD GOLD.COM

  @HUNTERS HD GOLD

USPSA MULTIGUN NATIONALS MATCH BRIEFING

SAFETY AREAS: Competitors are responsible for adherence to rules 2.4, 2.5 and 2.6... *However* we are all reasonable people, experienced multigunners, and we understand a certain amount of equipment needs to be handled in the parking lot. Event staff will not be roving around salivating at the chance to enforce these rules, but that is not to say they will not be enforced. The expectation is that competitors will keep equipment handling to an appropriate level to load carts or small vehicles in a manner that event staff will not be compelled to intervene if they are to pass by. Proper safety and staging areas will be provided where needed and appropriate. The expectation is that most gun handling, dry fire, repairs, configuration, show-and-tell, ect will be handled in these areas. It is on us to make it easy and intuitive for competitors to follow the rules. It is on the competitors to make every reasonable effort to comply.

Uncased firearms must be: A) holstered B) Action Locked Open or C) Chamber Flagged. You have options but this is an exclusive list. It is acceptable to move about the range as long as a firearm is in one of these conditions be it in a cart, wagon, vehicle or in hand (with the muzzle oriented up or down at a steep angle)

STAGING AREAS: This is the most asked about part of the match. Multigunners are well aware of how much equipment needs to be on hand, prepped, staged, and cleared. As is their way, USPSA is also very pedantic about how this is to be handled. This is a USPSA championship so it must be handled in the proper way, but all the staff are multigunners and have worked other multigun events so they are understanding of what needs to happen. As such, staging areas will be confined by large sections of gates. Gated areas will be large enough for a squad's firearms to be prepped and contain a preload table. Competitors are responsible for their handling of firearms in staging areas as RO's are responsible for monitoring activity within them -though they may not always actively be doing so. RO's will also designate a space of the staging area where on-deck shooters are to present themselves WITH all of their gear. The expectation is that a competitor will be in this area with all their gear at the start signal for the competitor preceding them. As this is imperative to match flow which affects all competitors, this conduct will be considered sportsmanship and subject to applicable rules. In coordination with stage staff, squads are encouraged to assist in clearing of firearms and safely returning them to the staging area promptly as the range is being cleared. Again, it is our job to make this process easy to adhere to but it is a competitors responsibility to comply.

This is a USPSA Match is run under the **USPSA Multigun Rules**. [Click here for full rules.](#)



AMERICAN DEFENSE MFG

VEHICLE USE

Street legal vehicles are expected to be parked in the designated parking areas which in almost all cases will be too far away for competitors to “work out of” their vehicles. Carts and Wagons are encouraged and worth bringing if you have the means. Gate One (Stages 1 and 2) are only accessible via a public road. ATV/side by side/golf cart use IS NOT LEGAL outside the fences of the club. We have a great relationship with local law enforcement...HOWEVER, they do not look the other way in this regard. The area is actively patrolled and neighbors will call them if they aren't around and they see you. If you are going to use an offroad vehicle to shuttle equipment, space is limited so it is expected that vehicles will be used to pool for at least two shooters and use will be kept to utility purposes and courteous speeds. Off road vehicle use is a fragile privilege at this club-inappropriate use will be governed under rules pertaining to sportsmanship.

Please keep speeds down on the main road so as not to dust out our neighbors.



THESE POLICIES ARE JUST AS IMPORTANT AS THE RULES. YOU ARE EXPECTED TO READ AND UNDERSTAND ALL THE CONTENTS OF THIS MATCH PUBLICATION.

COLD RANGE: The range is a cold range. Firearms will not be handled anywhere on the range except in designated safety areas or under the direct supervision of match staff or as otherwise described herein. Handling handguns in parking areas is unsafe gun handling. Long Guns may be transferred safely from your automobile to carts as needed. Chamber flags are required and must be inserted prior to arriving at the range, and between stages. You may not sweep any person with the muzzle of a firearm at any time for any reason.

SAFETY AREAS: The range is equipped with a number of safety areas to bag and holster guns, for dry fire practice and gun repair, etc. No ammunition may be handled in any safety area.

RULES: The match rules are found in the current edition of the USPSA Multigun Competition Rules.

OBEY YOUR RO'S: Range officers are here to assist you in completing a safe shooting contest. Please comply with their requests. Please bring any issues to the attention of one of the Range Masters.

SET STEEL AND TAPE TARGETS: Competitors are expected to stay together as a squad to tape, set steel, reset, and help maintain efficiency on each stage.

LOST BRASS: All brass is donated to the staff.

DRESSCODE: Practical shooting is a sport. The match director will be the final arbiter of dubious taste.

INSPECTION: When the entire squad is assembled, the written stage briefing will be read. This will be followed by an inspection and question period. Shooters may negotiate obstacles only during this inspection period or while the previous



shooter's targets are being scored. Early inspection is permitted by the squad next scheduled to shoot a stage, providing that the previous squad is finished, you report to the range officer prior to inspection, and time permits.

RANGE OPENING: The range will be open to all competitors starting July 20 at 1pm. Competitors must vacate any stage where match staff are doing final inspection. Competitors may inspect the stages when they are available, but may not activate, set, or reset any moving targets or activated props. Competitors are not allowed to inspect the stages until the range has been opened.

HAZARD AREAS: Orange cones and/or safety flagging may be used to restrict certain areas of the range. For safety reasons, competitors and spectators are prohibited from going past these markers without permission.

EYE AND HEARING PROTECTION: All competitors and visitors must wear eye and hearing protection at all times while on the range. Eye protection is required to be worn by everyone while on the range. If you do not have adequate eye protection, please see the range master.

MATCH SCORING: The championship will use Practiscore. If you have scoring questions, contact the Range Master and Stats.



SAFARILAND®

MADE IN THE USA

- MOUNTS
- RINGS
- BASES
- HANDGUN HOLSTERS
- MAGAZINE EXTENSIONS
- PRECISION SHOOTING ACCESSORIES

PROUD 2022 SPONSOR

WARNE
CONFIDENCE IN EVERY SHOT.
WARNESCOPEMOUNTS.COM

INTRODUCING
WRAPTER
ADHESIVE FIREARM GRIPS

- RENOWNED HOGUE RUBBER FEEL
- STREAMLINED FIT
- SUPER THIN PROFILE
- SIG SAUER AND GLOCK MODELS

HOGUE

HOGUEINC.COM // 1.800.438.4747
P.O. BOX, 91360 HENDERSON, NV 89009 USA



WEBER TACTICAL
For the Game. For the Fight.

USPSA MULTIGUN NATIONALS
RANGE FACILITIES

REST ROOMS: Portable toilets are located conveniently around the range.

CLOSED RANGE: If the range is marked closed, and a barrier is across the range road, no competitors may enter the range for any reason. If a range area or road is roped or marked closed DO NOT ENTER you may be entering an impact area.

PARKING: Parking areas will be clearly marked on the range map. Competitors may only park in the competitor areas. Lock your car and take your valuables.

PERSONAL VEHICLES: Personal vehicles (i.e. motorized golf cart/UTV etc) are allowed. Carts and wagons are allowed. You must drive slowly and cautiously, and may not park anywhere but on the side of the range road, leaving clearance for staff vehicles at all times. Failure to comply will result in vehicle privileges being revoked.

SPECTATORS: Everyone must wear ear and eye protection while on the range. Climbing on berms is not allowed. Children must be under the direct supervision of a parent. If you need eye protection, please see a range master.

EXHIBITS/DEMO AREA: The U.S. Nationals Exhibits, featuring many different suppliers to our sport, will be in the sponsor tent at the range. Only sponsors of the U.S. National Championships are allowed display areas on the range. Please acknowledge and thank them for their generous support.

PRIZE TABLE/TROPHIES: All trophies will be given out at the awards ceremony. See schedule for times and location. Prizes will also be distributed after the awards ceremony. All prizes are distributed to competitors based on order of finish in each division.

ELIGIBILITY: The National Champion must be a U.S. citizen or a resident with a valid work permit (green card) and a current member of USPSA. Trophies/Plaques will be awarded based on the criteria in Appendix A2 of the current USPSA Multigun Rules. In a National Championship, there must be at least 10 competitors in a division and 5 in a category in that division for recognition. You must be a current USPSA member before the commencement of the match on June 4th in order to compete.

ATHLON
RIDICULOUSLY GOOD OPTICS

BERRY'S  [®]

Accurate
Consistent
Reliable



Superior Bullets

Berrysmfg.com

(800) 269-7373



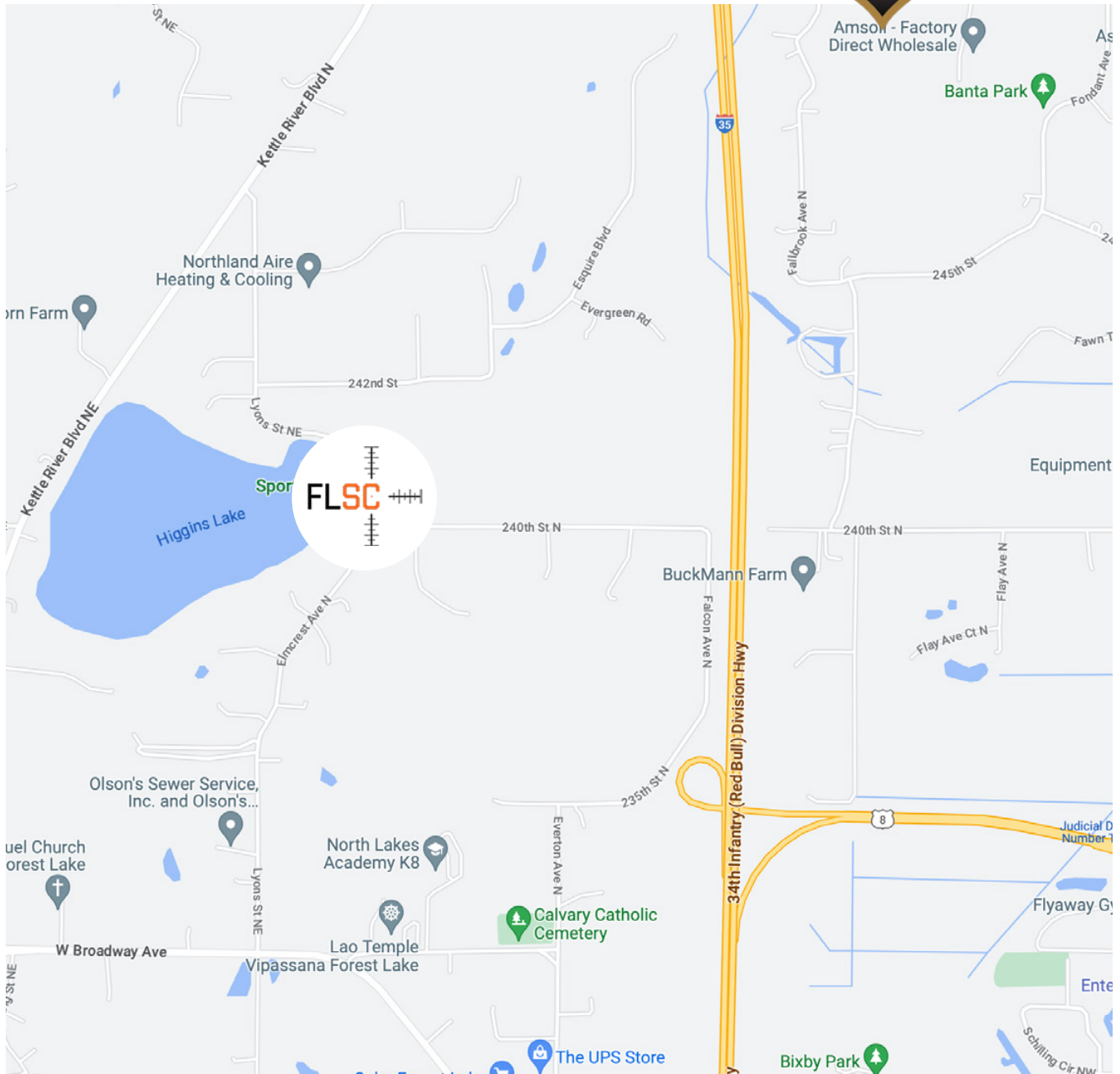
DIRECTIONS

FOREST LAKE SPORTSMEN'S CLUB

4648 240TH STREET NORTH
FOREST LAKE, MN 55025-9376

FRONT DESK/INFORMATION (864) 833-0274

FLSCMN.COM





THE MASADA SLIM

The Masada Slim is a compact, polymer striker-fired, easily concealed pistol featuring the same modular, serialized, high-grade steel trigger mechanism housing concept as the full-size Masada, but scaled down. Made with a white front dot and blacked-out rear sight, this firearm's slide utilizes RMS Shield optics cut for direct optic mounting options. Its additional features include a flat trigger, clean and crisp break, positive reset, and built-in trigger safety. The Masada Slim is currently offered in 9mm caliber, includes 2-13rd magazines, and can run the Holosun EPS Carry 507K X2, Vortex Defender-CCW, and more.



*OPTIC NOT INCLUDED

IWI.US

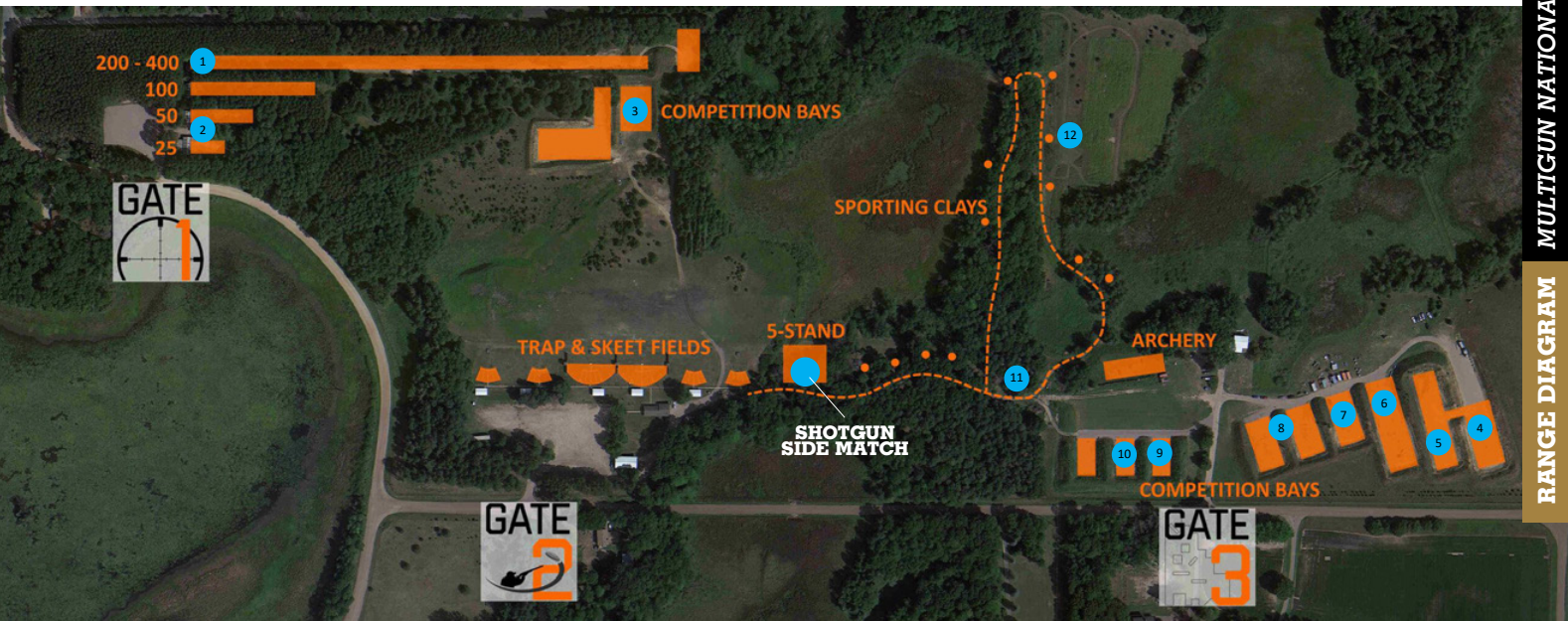


LEARN MORE

USPSA MULTIGUN NATIONALS RANGE DIAGRAM

MATCH SHIRTS

TechWear USA has sponsored the Official Match V-Necks. Additional shirts maybe ordered directly from Techwear USA. (techwearusa.com)



MULTIGUN NATIONALS / 2023
RANGE DIAGRAM

SIMPLE DECAPPER
DECAP UP TO 338LM
\$35 SHIPPED W/4 TIPS




SEE OUR SHOP

STANDARD AND FULL AUTO-CENTER DECAPPER
STANDARD - DECAP UP TO 308 WIN
FULL SIZE - DECAP UP TO 338LM



BOTH DECAPPERS ARE POPPER
ENABLED TO ELIMINATE VIRUTALLY
ALL PRIMER PULL BACK

AUTO-CENTER DYNAMIC HOLD DOWN
BECAUSE PRIMER SEATING
DEPTH MATTERS



- NO MORE LOOSE CASES -
MAKE SURE YOUR CASE
IS AGAINST THE SHELL PLATE



PROCESS : LOAD : SHOOT : REPEAT

**HIGH SPEED PROCESSING DIES
DESIGNED TO MEET THE DEMANDS
OF AUTOMATED RELOADING PRESSES**

WWW.FWARMS.COM

We Also Have:

- After Market Lee Pins
- PrimeTime™
- Dillon Shell Plates



THE RETURN OF 3 GUN

BY JAKE MARTENS, DME, A52987

3 Gun is not new to USPSA; the first 3-Gun Nationals was 32 years ago, held in Illinois. The gear and the match certainly have changed since 1990. Back then it was technically three matches – a rifle match, pistol match and shotgun match. The scores were combined to determine the winners. That match was also run with Hit Factor scoring instead of Time Plus.

Along the way, USPSA dropped the individual matches for each firearm and adopted the multigun rule set, allowing for all firearms to be shot on the stages. USPSA multigun has definitely had its peaks and valleys when it comes to its popularity. There are very few other matches run under the USPSA Multigun rules outside of the Nationals. Due to various reasons, in 2021 there wasn't a traditional multigun Nationals held, but we were not done with the ruleset. In July of last year, we started looking for a host range and addressing

some of the gun-handling rules. With a venue chosen and some updated rules, USPSA was bringing Multigun back.

The Clinton House Planation in Clinton, South Carolina has been building bays, working on parking areas, building a pavilion and some additional things needed to host matches over the last two years. Along with the new bays and structures the venue has office space, golf carts and onsite housing as well as banquet facilities. The range has been the host to the MicroTech Pro-Am and other matches.

Shannon Smith was back taking the role of Match Director and overseeing the stage design and setup. The match was planned out for 12 courses of fire to be shot over three days in the bays and natural terrain of South Carolina April first to third.

Attendance was light, with only 139 competitors and staff that competed in this year's event. The schedule was designed around 15-person squads shooting in zones for the three days. The attendance allowed for 12-person squads with two "ghost" squads in the rotation,



LENA MICULEK

so the shooting was ahead of the original schedule each day.

The stages were a mix of bays and natural terrain that would test many of the best three-gunners in the country, with the Open Division field stacked with names like Froelich, Greene, Turner and Farewell and Tactical Division included such greats as Horner, Hetherington and Staskiewicz. While the attendance may have been down, the big names in Multigun were there to chase the National Title.

The stages would be a mix of handgun, rifle and shotgun, but many of these had several options on how to engage the targets. Other stages were straight-up shooting, and there was definitely a physical challenge that was included in the stages. Rifle shots were out to 350 yards from various positions; competitors who like the shotgun had several stages including a 36-round jungle run to really put the boomstick to use.

Stage 1 would start with nine clay bird targets that were spread out in the woods next to the bay. Some tucked back

JOSH FROELICH



behind the trees would require at least two positions to get them all before dumping the shotgun and running up and into the bay to grab your rifle. The rifle shots were at 75 yards on small 10x10 and 8x8-inch square and round plates, with several IPSC targets mixed in. Dumping the rifle and

grabbing the staged handgun, competitors would work their way forward, shooting USPSA targets before ending 30 yards downrange at a port with six poppers to finish out the stage.

Time Plus stages are scored on the total amount of time it takes to complete the

JORDON BINION



stage, plus penalties. There is no major or minor scoring in Time Plus. For example, a cardboard target requires one alpha hit or two anywhere on it to be considered neutralized. If you have one C hit on there then it is scored as a FTN or Failure to Neutralize, which adds a five-second penalty to a competitor's score. The stages are worth a total of 100 points, so the fastest time wins the total stage points and everyone else's time is figured on a percentage of the points.

Stage 1 win went to AMU shooter Jon Wiedell in Open Division in a total time of 47.75 seconds. Open Division competitors are allowed to use multiple optics on their rifle, like a variable scope and an offset red dot for close targets. The use of bipods or tripods is allowed in Open. The shotgun can be a magazine-type (box fed) auto loader with an optic, and there isn't a maximum of rounds allowed in the gun. The handgun meets the traditional Open Division handgun ruleset with allowed use of optics, 170mm magazines and compensators.

Tactical Division doesn't allow for multiple optics, so there are no offset red dots, nor bipods or tripods. The shotgun has to be a tube-feed auto loader with a maximum of nine rounds allowed at the start. There are no optics allowed on the shotgun in Tactical. The handgun must meet the requirements of the USPSA Limited Division ruleset, iron sights only with 140mm magazines. Daniel Horner won Stage 1 with a total time of 52 seconds flat.

The other Divisions are Limited, which is the same as Tactical; however, you cannot use a variable powered optic on the rifle. There was a total of 10 competitors in this Division. Houston Russell won Stage 1 with a total time of 65.09. There are also two Heavy Metal Divisions, Tactical and Limited. As far as optics go it is the same on the rifle – Tactical allows variable power, Limited doesn't. Heavy requires 308 caliber, minimum of 40sw for the handgun. There were only four total competitors who had enough disposable income to shoot 308 in these two divisions this year.

Stage 2 results probably still have people scratching their heads when they look at the total times it was shot. Open Division had Jason Carillo winning the stage in 10.28 seconds and Staskiewicz doing it in 8.17 seconds in Tactical. For a regular USPSA handgun match that doesn't sound crazy, but considering this stage required both a rifle and a pistol, which means with the transition between the two firearms, these times are unusual. In the USPSA Multigun ruleset a disappearing target, in this case two swingers that were not visible at rest, is considered a bonus target, which if neutralized results in a 10 second deduction in your time. This stage had two of them, so competitors who got both of the targets could receive a 20-second deduction in time. The stage had a side-to-side movement with both rifle and pistol targets, so both firearms were required. Many started on the far right and worked back to the left with their pistol. They would holster the pistol, which is allowed in multigun, transition to the rifle that was staged in a barrel and start working back to the right.

OPEN WINNERS

National Champion	Jon Wiedell
2nd Overall	Joshua Froelich
3rd Overall	Scott Greene
4th Overall.....	Joel Turner
5th Overall.....	Joe Farewell
Ladies National Champion.....	Lanny Barnes
High Military Overall	Jon Wiedell
High Overall Senior	James Smith
High Overall Super Senior.....	Jerry Miculek

TACTICAL WINNERS

National Champion	Nate Staskiewicz
2nd Overall	Daniel Horner
3rd Overall	Jacob Hetherington
4th Overall.....	Nils Jonasson
5th Overall.....	Brian Nelson
Ladies National Champion.....	Lena Miculek
High Military Overall	Nate Staskiewicz
High Overall Senior	Jay Hollingsworth
High Overall Super Senior.....	Eugene Jankowski Jr.

The timing, if you were quick, allowed you to get both of the swingers.

Stage 3 would require all three firearms, starting with rifle and 1/3-size USPSA steel targets staggered at 80 to 280 yards plus a mini popper at 100 yards. Competitors had to be in contact with a large fallen tree section while engaging these targets. The mini popper activated a swinger at 100 yards for the rifle. At 15 yards, you ran forward, dumping the rifle and transitioning to the shotgun to knock down steel on both sides while working forward to the end position for a required slug shot. The 70 yard slug shot had to be taken before dumping the shotgun and running another 20 yards forward to finish up with 12 USPSA pistol targets.

Wiedell picked up his second stage win here in Open, just edging out Mike Whiteside from Dissident Arms., 63.04 to 65.03. In comparison, Houston Russell added another stage win in Limited using a non-variable optic on his rifle and no optic on his shotgun in 86.54 seconds.

The last stage to finish out Zone 1 was the "house" stage. Clinton House has a shoot house in this bay that is set up with front and rear entry and exit points and windows on either side. This was a stage that had options on it whereas competitors could choose to use just rifle and shotgun. If you went this route in your stage planning, you were going to have to use slugs on the USPSA targets. In the multigun ruleset a USPSA target can be shot with just pistol or it can be neutralized with one slug hit. The stage had IPSC rifle cardboard targets on either side of the bay so competitors would have to work back and forth before moving forward and dumping the rifle. There were small knock-down steel and USPSA cardboard targets at the front entry point of the house. Moving forward into the house, there were additional USPSA cardboard through windows on both left and right sides before moving to the final position at the rear entry. There were several small knock-down steel and poppers as well as one USPSA cardboard target that also had to be taken.

TUCKER SCHMIDT



If you went all rifle and shotgun, it eliminated transition to a handgun, but you would have to candy cane (a term used to describe how you load your shotgun between bird and slug ammunition) to ensure you had the right ammo at the right time for the right target. It is a disqualification to slug a small knock down steel plate. If you happen to mess up and put bird shot on a cardboard target it is counted as a Failure to Neutralize since you shot it with the wrong ammo. The other option here was to dump the rifle and switch to pistol for the first part of the shoot house, but that meant you were shooting small knock down-plates with handgun, which is a little harder than with birdshot. You would go pistol through the house, holster the handgun and switch to the shotgun with the first round loaded being a slug for the single USPSA target in the position. The rest of the targets would be birdshot. Nils Jonasson (yes, the same Nils, he also shoots 3-Gun) took a stage win here in Tactical with a 43.56 second run.

Zone 2 would also be all bay-style stages starting with Stage 5. This was a rifle and pistol stage. Competitors started uprange with the handgun, working back downrange and engaging targets left and right with several poppers and a swinger. There was a required pistol dump before competitors ran across the road about 30 yards to the rifle shooting area. Once across the road, you would get into the back side door of a Suburban, where you would engage targets from 100 to 300 yards with your staged rifle. The shooting position for the rifle was out of the back window of the

tailgate, and the targets were spread across the entire bay, requiring you to move your position on the tailgate. The run and getting into the Suburban back door would definitely have your heart rate up to take these shots. Joel Turner ran this in almost seven seconds, faster than anyone else in Open, scoring 51.81 seconds for a stage win.

Joel would follow this up with a second place finish on Stage 6 behind AMU teammate Wiedell who took another stage win. Stage 6 was a fast all-rifle stage with IPSC cardboard targets spread out across the bay, some through tight ports with double stacked and no-shoot targets mixed in. The Magpul D60s were definitely an advantage on this 40-round rifle stage. Stage 7 would also start out requiring rifle shots before dumping the firearm and running to the next bay.

The run between the two bays was the shortest run of the match. The rifle side was set up to be three somewhat awkward positions, shooting small steel at 60 yards. Left side, right side and center position were needed to get all the steel, but you had to do some tougher leans on the sides in order to see the targets. The other bay was all clays and knock-down steel for the shotgun to handle. Staskiewicz grabbed another stage win here in Limited with a 42.09 second run.

The final stage in Zone 2, Stage 8, was another that competitors had the option of handgun and shotgun, or just shotgun if they decided to slug the USPSA targets. The fastest way to shoot this stage was

taking the slug option. This would require special attention to how you loaded your shotgun; even with a box feed shotgun you would have to stagger slugs and birds for the right engagement to make sure that you didn't put bird on a paper target or slug a piece of steel resulting in a DQ. This was a fast stage, even for the guys reloading tube shotguns. Daniel Horner won the stage in Tactical with a 22.47 second run.

The last four stages of Nationals would take advantage of the 2800 acres that Clinton House sits on (the ability to have natural terrain stages is very popular in three-gun). This zone was divided into two sections; stages 9 and 10 were up an open field area of the range. Stage 9 was all three firearms, starting standing outside of the deer blind. Rifle was needed first for several shots on steel plates that were at 80 yards; the smallest was a 2 inch Hex on a MGM Know Your Limits Target setup. From there, it was a downhill run to grab your shot, taking knockdown steel and clay birds before dumping it and finishing with pistol. The pistol targets were around and through a vehicle, ending on an inline knockdown plate rack. Daniel Horner finished this in 41.81 seconds, just ahead of Jonasson.

Stage 10 had a Shannon Smith signature start position, one you either hate or just kind of hate. Shannon had competitors start with a clay bird in their strong hand that had to be tossed on the start signal. If you missed, that would be a 10 second penalty. From there, spread out on either side of a trailer, were shotgun clay targets



DON BRYSON



CHAD WYLIE



JASON SPRADLING



SHANNON SMITH

that would take competitors moving forward to a popper that once knocked would toss another clay into the air. Transitioning to the rifle that was staged through the back passenger side window of another abandoned vehicle, competitors would engage steel targets from 125 out to 350 yards. The competitors had to stay in contact with the vehicle while engaging the steel. Two of the targets at 180 yards were in front of a small lake, so the missed shots were pretty impressive for onlookers and pretty distracting for the person on the trigger seeing it through their optics. Jacob Hetherington took the Tactical stage win with a 45.44 second run.

The last two stages of this zone were mixed in on a section of the Clinton House range where they have their trap fields. Stage 11 would require all three firearms, starting with a short run up and taking clay birds with your shotgun. Dump and transition to the rifle, where you had to engage a plate rack at 80 yards and steel from 130 to 250 yards. There was a steel beam that you could rest on, or go prone.

Once you cleared the steel, with a quick dump of the rifle you transitioned to your handgun for another plate rack at 40 yards with an additional two steel plates to finish up this stage. Joel Turner finished just ahead of Reuben Aleckson from Vortex with a 41.47 second time compared to 42.66 seconds.

The last stage of the match was a shotgun jungle run. The stage was through a wooded section of the range with clay birds and knockdown steel scattered throughout that spanned about 60 yards of shooting – but before you took your “Run Through the Jungle”, you had two clay birds that were tossed from machines that you self-activated. Josh Froelich did a “Hulk Smash” on this stage with a 39.71 second run for the Open Division Stage win.

Attendance was down, but the competition was fierce and the race for National Champions was fierce. Tactical Division was separated by .4264 of a second, .0385 of a point for Nate Staskiewicz to claim the title over Daniel

Horner. Open was separated by 1.8413 points between Jon Wiedell and Josh Froelich, with the AMU team member claiming his first National Title. Houston Russell would be the Limited Division National Champion. Lanny Barnes finished 15th overall in Open Division, claiming the Ladies National Title, and Lena Miculek would be the Ladies National Champion in Tactical. Lena also finished 7th overall in Tactical, the highest place for a Lady ever in USPSA Multigun.

Despite some setback over the years, and the uncertainty after not having a traditional Multigun in 2021, it was great to have this match back this year. The stages were well received and found to be challenging for the competitors. We continue to learn and work on adapting the Multigun ruleset to better align with the expectation of 3-gunners. After the match, the USPSA Board of Directors in the April 12th call formed a Multigun Committee to work on the direction of USPSA Multigun. Stay tuned for more information. ■



CUSTOM MOLDED EARPLUGS

- ➔ SHAPE TO YOUR EARS
- ➔ COMFORTABLE SECURE FIT
- ➔ HIGH NOISE ISOLATION

USE CODE **USPSA15** FOR 15% OFF
ON DECIBULLZ.COM (US ONLY)



LOKGRIPS

[STAGE 1]

GUN READY CONDITION:

RIFLE: Loaded and Held at Low Ready pointed at mark

SHOTGUN: N/A

HANDGUN: N/A

TARGETS DESIGNATIONS:

Mini USPSA Paper: Rifle Only - Qty(7)

Long Range Steel: Rifle Only - Qty(6)

Falling Steel: Rifle Only - Qty(6)

stage sponsored by



STAGE PROCEDURE:


Start Position: Loaded per ready condition (8.1.2.1 Rifle held at low ready pointed at mark,) standing with feet on marks, aimed in on start mark.

Upon start signal move into the shooting area and engage targets as they become available from within fault lines. Falling and flashing long range rifle steel must be engaged from fully atop the two props as they become visible.

SPECIAL NOTES:

USPSA Rifle, Shotgun, and Multigun Rules: June 2023

All Guns must be abandoned in the appropriate provided dumps and no more than one per dump.



USE CODE
USPSA23
 AND RECEIVE
 10% DISCOUNT ON 9MM / .38 AMMO



KILLOUGH
 SHOOTING SPORTS
 COMPETITION SHOOTING SUPPLIES
 Est. 2008

- .22LR AMMO
- 9MM .38 AMMO
- SHOOTING SUPPLIES
- USPSA
- ARA/PSL
- TEST RANGE



MORGAN LEONHARDT JOINS #teamELEY

ELEY are delighted to announce Competitive Practical Shooter, Morgan Leonhardt as a new member of #teamELEY.

Morgan is the youngest ever USPSA Ladies Carry Optics Champion, the 2022 IPSC Ladies US National Champion, and IPSC Ladies World Champion.

We look forward to supporting Morgan in reaching her goals and aspirations as she continues her shooting sports journey.

Welcome to the team Morgan.

- SAME DAY DISPATCH**
Order before 2pm
 - NATIONWIDE DELIVERY**
Air and Ground*
 - PRODUCT SUPPORT**
Hours: 9am - 5pm
 - RETURN POLICY**
Easy Returns
- Follow us on social media and keep up to date with our latest products and great offers
- /KilloughShootingSports /killoughss

OFFICIAL AMMUNITION OF STEEL CHALLENGE



Caliber: 9mm
 Bullet Profile: Round-Nose
 Bullet Type: Copper Metal Jacket
 Case Type: Brass, Rimless, Tapered
 Bullet Weight: 115gr & 124gr
 Minor Power Factor



Caliber: 9mm
 Bullet Profile: Round-Nose
 Bullet Type: Copper Metal Jacket
 Case Type: Brass, Rimless, Tapered
 Bullet Weight: 115gr, 124gr & 147gr
 Minor Power Factor



Caliber: .38 Super Comp Major
 Bullet Profile: Round-Nose
 Bullet Type: Copper Metal Jacket
 Case Type: Brass, Rimless
 Bullet Weight: 124gr
 Major Power Factor

WWW.KILLOUGHSHOOTINGSPO RTS.COM

KILLOUGH SHOOTING SPORTS | PHONE: 325-754-5771 | EMAIL: SUPPORT@KILLOUGHSHOOTINGSPO RTS.COM

[STAGE 2]

stage sponsored by



GUN READY CONDITION:

RIFLE: Loaded and Staged

SHOTGUN: Loaded and Staged

HANDGUN: Loaded and Holstered

TARGETS DESIGNATIONS:

Pipes: Shotgun only - Qty(4)

Static Clay: Shotgun only - Qty(8)

Poppers: Pistol Only - Qty(2)

Plate Rack: Shotgun only - Qty(6)

USPSA Paper: Pistol Only - Qty(10)

IPSC Paper: Rifle only - Qty(2)

Mini USPSA Paper: Rifle Only - Qty(7)

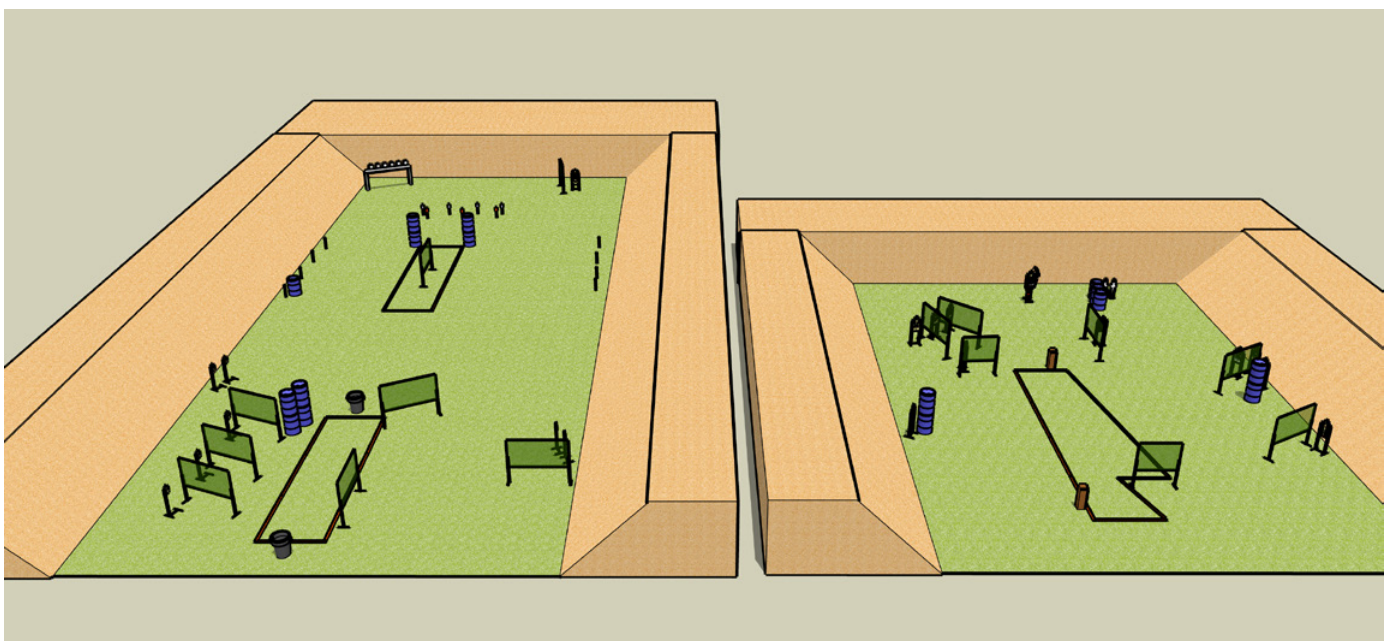
STAGE PROCEDURE:

Start Position: Pistol and Shotgun Loaded per ready condition (8.1.2.1). Rifle is loaded and staged in the 50 yard bay. Shotgun is staged in the up-range barrel in the 50 yard bay. Standing anywhere in the 25 yard bay shooting area with hands at sides.

SPECIAL NOTES:

USPSA Rifle, Shotgun, and Multigun Rules: June 2023

Firearms cannot be transferred between bays.



[STAGE 3]

stage sponsored by



GUN READY CONDITION:

RIFLE: Loaded and Staged or Held at Low Ready

SHOTGUN: Loaded and Staged or Held at Low Ready

HANDGUN: Unloaded and holstered

TARGETS DESIGNATIONS:

Pipes: Shotgun only - Qty(9)

Aerial Clay: Shotgun only - Qty(3)

Poppers: Shotgun/Pistol Option - Qty(4)

KO Steel: Pistol Only - Qty(13)

USPSA Paper: Pistol Only - Qty(2)

Static Clays: Pistol Only - Qty(2)

Mini USPSA Paper: Rifle Only - Qty(6)

Chest Plates: Rifle Only - Qty(2)

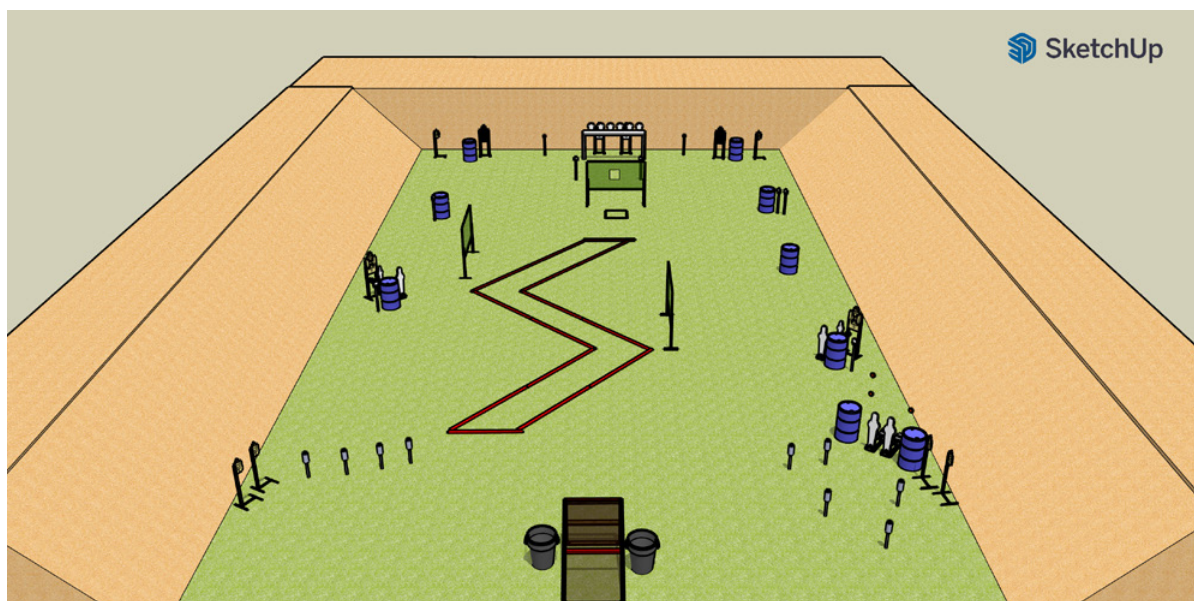
STAGE PROCEDURE:

Start Position: Standing with toes touching marks. Rifle AND Shotgun targets are only eligible from atop the rooftop prop without competitor or support devices touching the ground. Pistol may be loaded once forward of the rooftop. Static steel must be hit with 1 hit each – RO will call hits.

SPECIAL NOTES:

USPSA Rifle, Shotgun, and Multigun Rules: June 2023

Rooftop horizontal is stage 180 reference



[STAGE 4]

stage sponsored by



GUN READY CONDITION:

RIFLE: Loaded and Staged or Held at Low Ready

SHOTGUN: Loaded and Staged or Held at Low Ready

HANDGUN: Loaded and holstered

TARGETS DESIGNATIONS:

Pipes: Shotgun only - Qty(12)

Poppers: Shotgun/Pistol Option - Qty(10)

USPSA Paper: Pistol Only - Qty(6)

Mini USPSA Paper: Rifle Only - Qty(3)

IPSC Paper: Rifle/Pistol - Qty(6)

Chest Plates: Rifle Only - Qty(2)

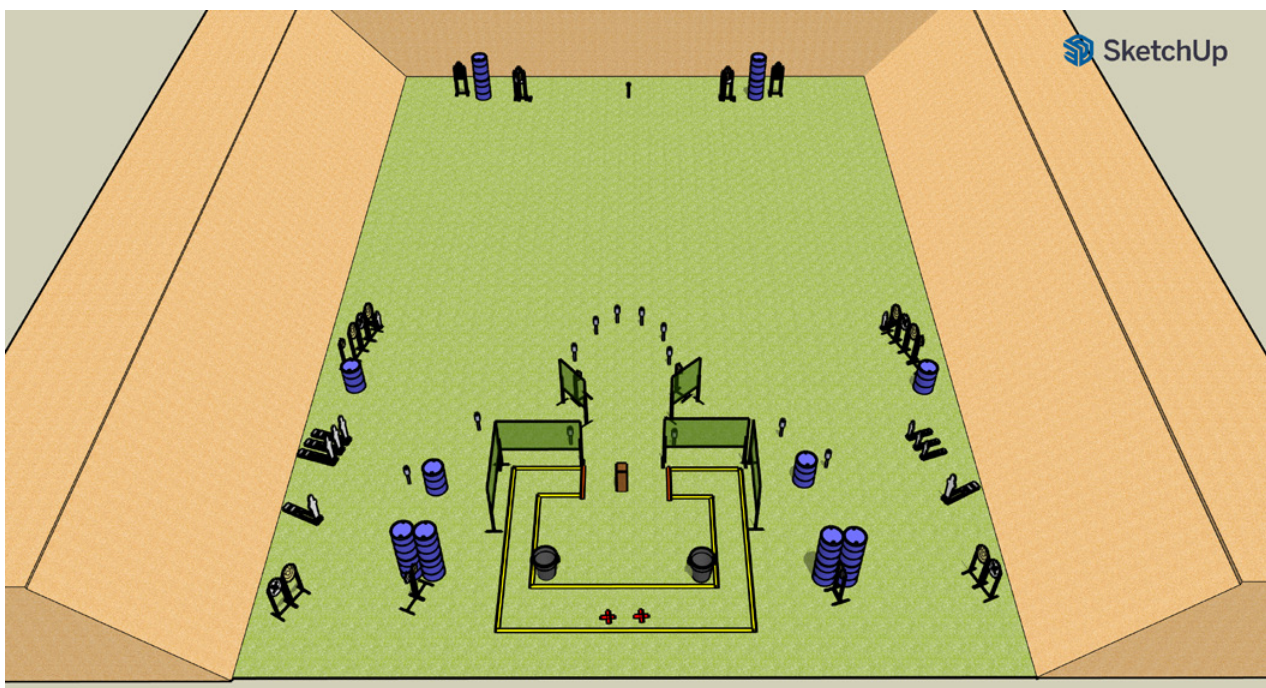
Static Clay: Rifle only - Qty(1)

STAGE PROCEDURE:

Start Position: Heels touching marks with long gun held at low ready or hands relaxed at sides. Engage appropriate targets with appropriate firearms from within the fault lines. Rear most raised fault line is stage 180 reference.

SPECIAL NOTES:

USPSA Rifle, Shotgun, and Multigun Rules: June 2023





[STAGE 5]

stage sponsored by



GUN READY CONDITION:

RIFLE: Loaded and Staged or Held at Low Ready

SHOTGUN: Loaded and Staged or Held at Low Ready

HANDGUN: Loaded and holstered

TARGETS DESIGNATIONS:

Pipes: Shotgun only - Qty(3)

Static Clay: Shotgun only - Qty(3)

Poppers: Shotgun/Pistol Option - Qty(3)

KO Steel: Shotgun/Pistol Option - Qty(3)

USPSA Paper: Pistol Only - Qty(3)

Static Round Steel: Pistol Only - Qty(1)

IPSC Paper: Rifle/Pistol - Qty(6)

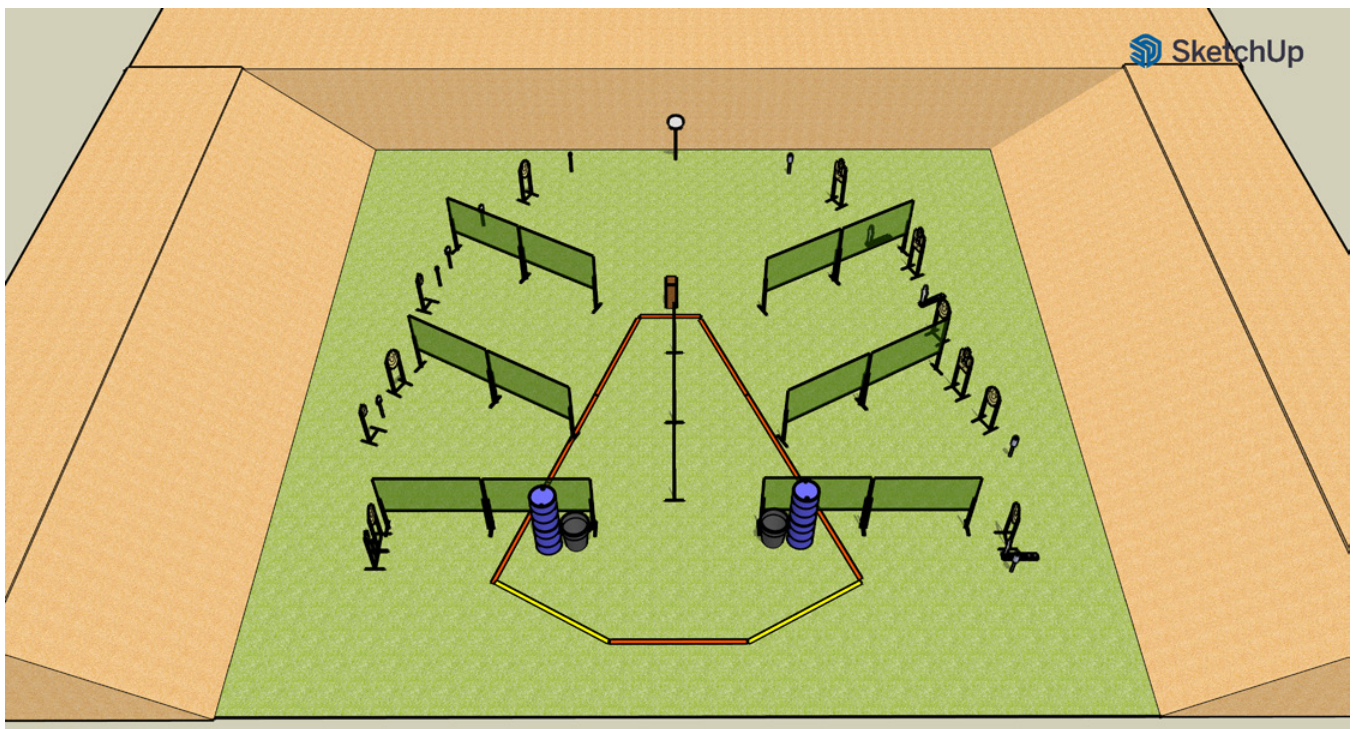
Mini USPSA Paper: Rifle Only - Qty(3)

STAGE PROCEDURE:

Start Position: Standing anywhere with both feet outside of the shooting area. Hands relaxed at sides or long gun held at low ready.

SPECIAL NOTES:

USPSA Rifle, Shotgun, and Multigun Rules: June 2023



G/R
a better you

LIFETIME WARRANTY

US Dealers:

gugaribas.com.br

sales@gugaribas.com.br / +55 21 98276-0709

S3
B

RANGE CARTS

CUT THROUGH THE CHAOS

Increase Your Efficiency
With S3 Range Carts &
Accessories.

Available Only At S3RangeCarts.com

[STAGE 6]

stage sponsored by



GUN READY CONDITION:

RIFLE: Held at Low Ready

SHOTGUN: Loaded and Staged

HANDGUN: Loaded and holstered

TARGETS DESIGNATIONS:

Pipes: Shotgun only - Qty(6)

Aerial Clay: Shotgun only - Qty(2)

Clay Activators: Shotgun only - Qty(2)

Texas Star: Shotgun only - Qty(1) (5 targets)

Poppers: Pistol only - Qty(2)

USPSA Paper: Pistol Only - Qty(11)

IPSC Paper: Rifle/Pistol - Qty(4)

Mini USPSA: Rifle only - Qty(10)

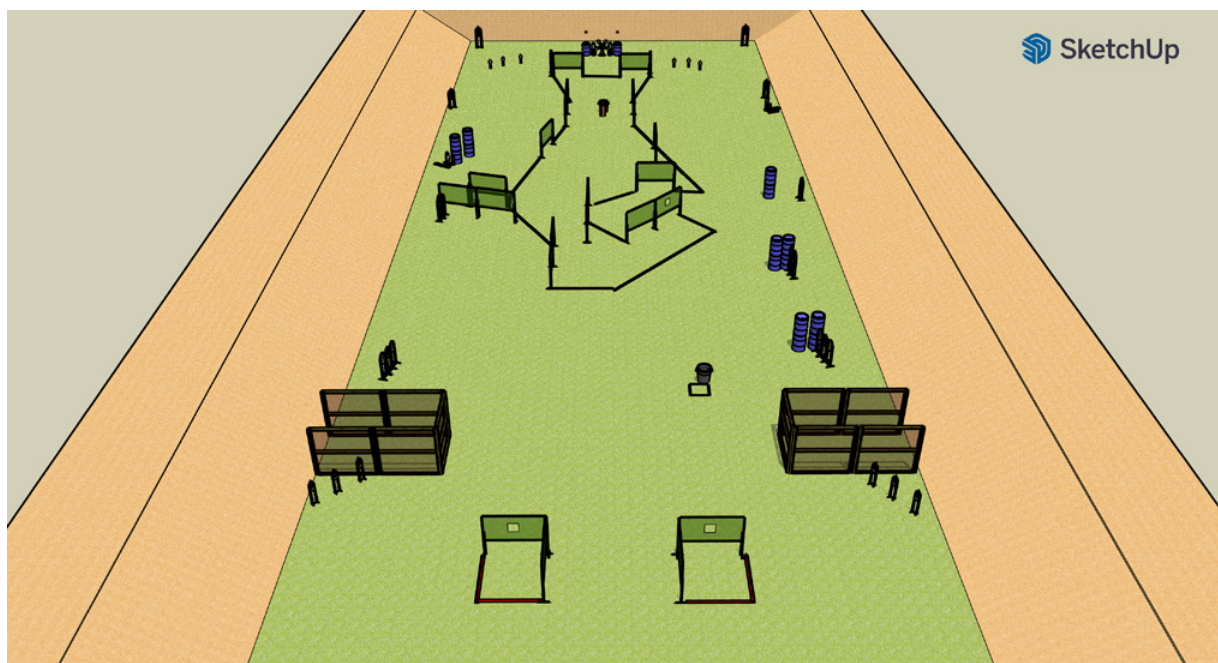
Static Steel: Rifle only - Qty(2)

STAGE PROCEDURE:

Start Position: Standing anywhere in either of the two rear shooting boxes with rifle held at low ready.

SPECIAL NOTES:

USPSA Rifle, Shotgun, and Multigun Rules: June 2023



RTS₂ V5

Proven Performance

- Hardened Electronics
- MSS - Motion Sensing System
- 3, 6, 8, 10, or 12 MOA



C-MORE
WORLD CHAMPION SIGHTS

www.cmore.com
540.347.4683



© Copyright 1993-2023 C-MORE Systems

WORLD CHAMPION JJ RACAZA



JP ENTERPRISES

JPRIFLES.COM



Minimal recoil, flawless reliability, full versatility.

The roller-delayed JP-5™ offers the softest shooting experience possible from the industry leader in pistol caliber carbine design. Nothing compares.

If you're looking for a competitive edge, you've found it.

[STAGE 7]

stage sponsored by



GUN READY CONDITION:

RIFLE: N/A

SHOTGUN: N/A

HANDGUN: Loaded and holstered

EXTRA AMMO: On the shooter's person. No staged ammo.

TARGETS DESIGNATIONS:

USPSA Paper: Pistol Only - Qty(15)

Popper: Pistol Only - Qty(7)

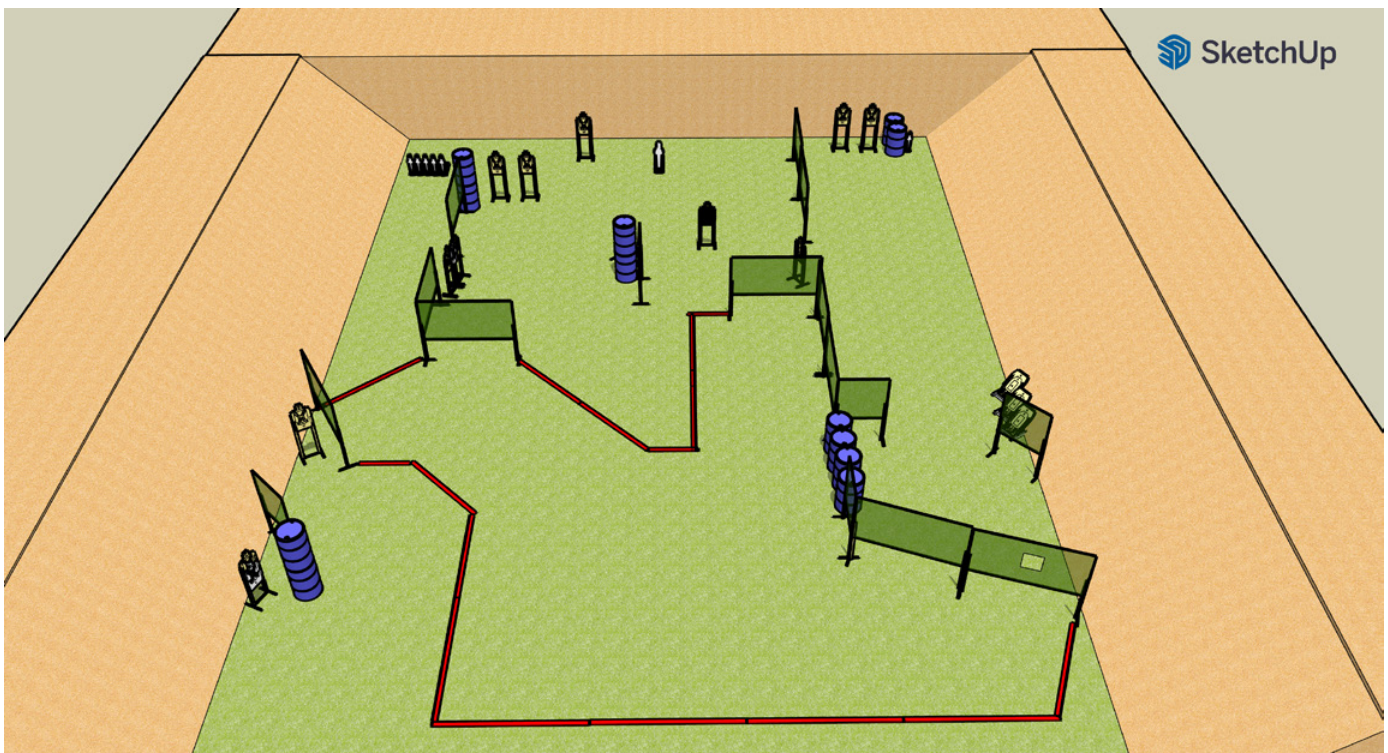
STAGE PROCEDURE:

Start Position: Pistol Loaded and holstered with hands at sides with heels touching marks.

SPECIAL NOTES:

USPSA Rifle, Shotgun, and Multigun Rules: June 2023

Reholstering of a handgun can only be done if the magazine has been removed from the gun and one round is fired on the Drop-Mag Target. Drop-mag target only needs to be engaged once. All Guns must be abandoned in the appropriate provided dumps and no more than one per dump.



ISOtunes SPORT

THE NEXT GENERATION OF HEARING PROTECTION™

ISOTUNESSPORT.COM

TAKE CONTROL

MADE IN THE USA

FIREARM UPGRADES

RAIL SYSTEMS
FREE-FLOAT IN M-LOK OR KEYMOD

RAIL COVERS
M-LOK, KEYMOD, OR PICATINNI

ACCESSORIES
MAGWELL & RAIL ACCESSORIES

F93 PRO STOCK
B-POSITION ADJUSTABLE

AR GRIPS
TEXTURED SUREGRIP® RUBBER

LIFETIME GUARANTEE
MADE IN THE USA

ERGOGrips.NET


ERGO

AMMO™

INCORPORATED

[STAGE 8]

stage sponsored by



GUN READY CONDITION:

RIFLE: Loaded and Staged or Held at Low Ready

SHOTGUN: Loaded and Staged or Held at Low Ready

HANDGUN: N/A

TARGETS DESIGNATIONS:

Static Clay: Shotgun only - Qty(14)

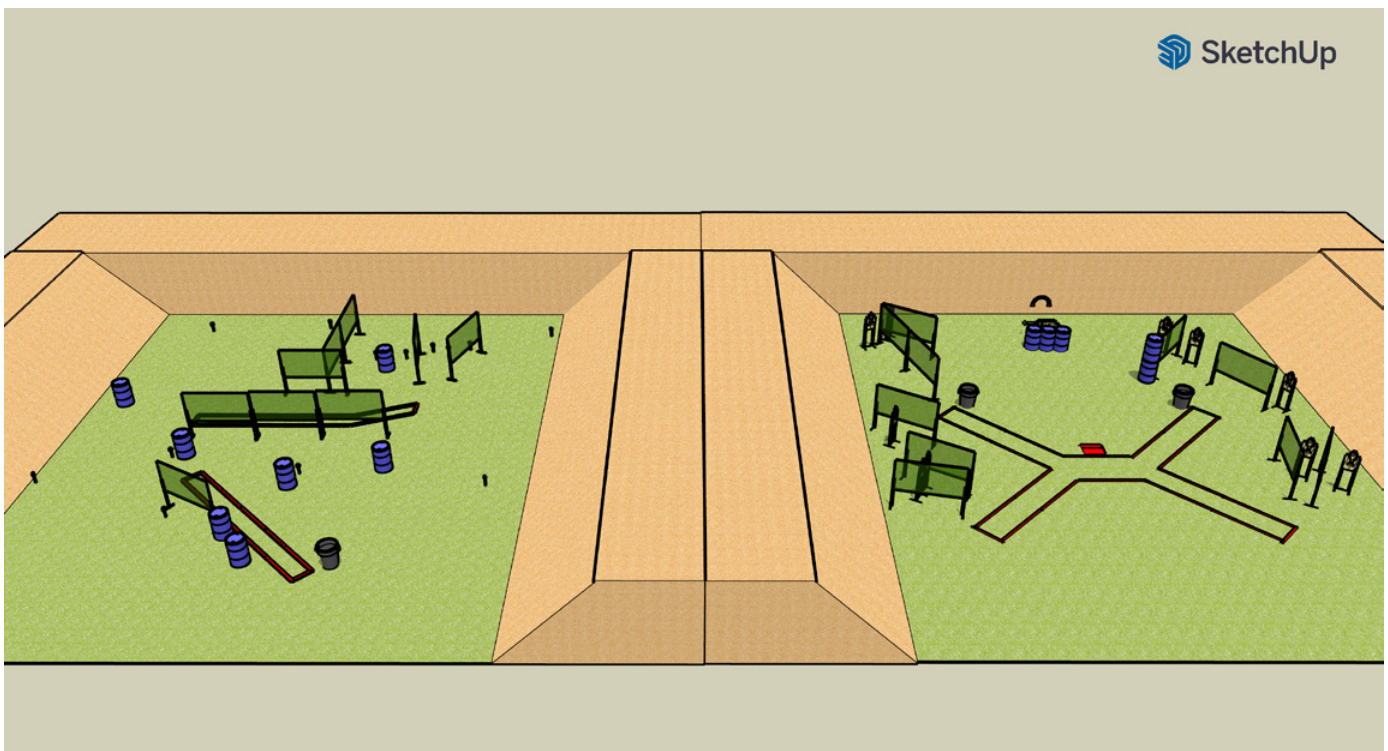
Mini USPSA Paper: Rifle Only - Qty(11)

STAGE PROCEDURE:

Start Position: Rifle held at low ready standing anywhere inside the shooting area of Bay 4. Shotgun staged in slant box of Bay 5. Engage appropriate targets with appropriate firearms from within the fault lines. Stomp pad activates swinger and is not part of the shooting area. Rear most fault line is stage 180 reference.

SPECIAL NOTES:

USPSA Rifle, Shotgun, and Multigun Rules: June 2023



[STAGE 9]

stage sponsored by



GUN READY CONDITION:

RIFLE: Loaded and Held at Low Ready

SHOTGUN: N/A

HANDGUN: Loaded and holstered

TARGETS DESIGNATIONS:

USPSA Paper: Pistol Only - Qty(8)

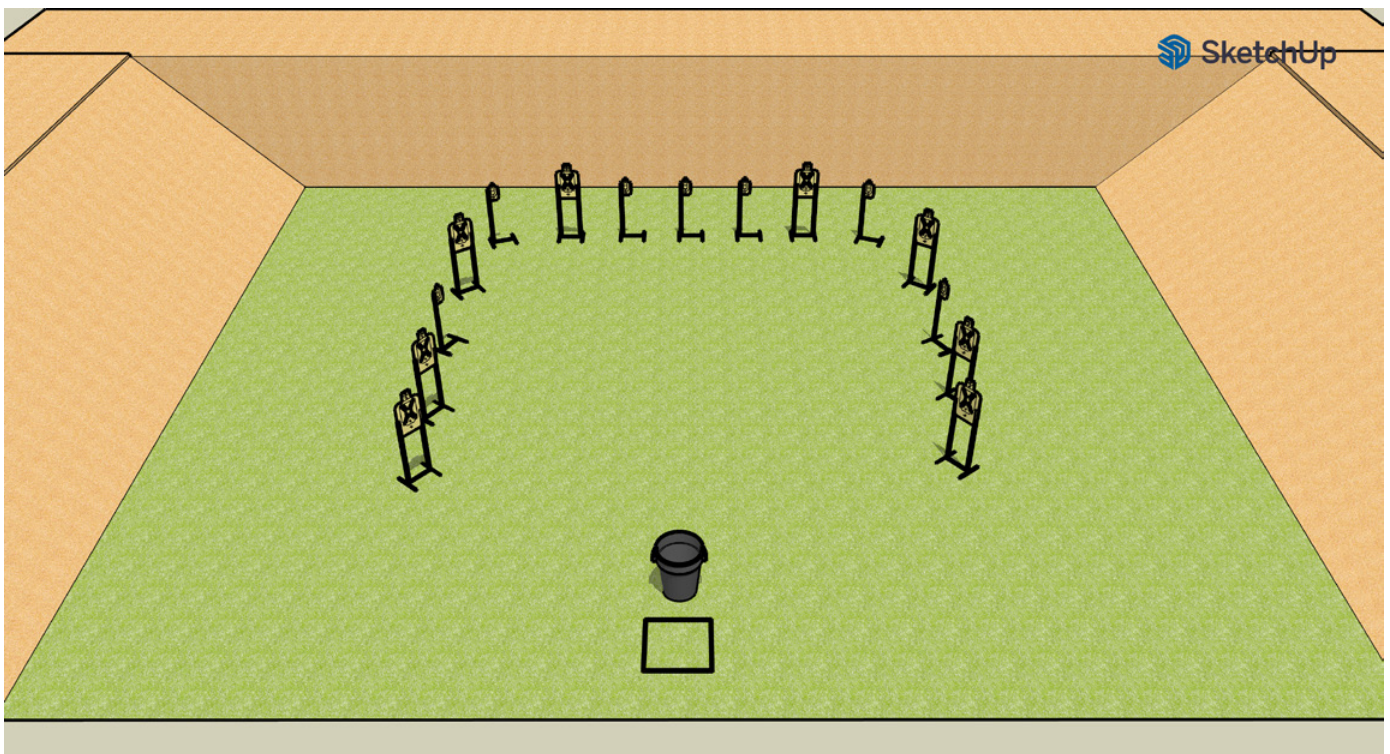
Mini USPSA Paper: Rifle Only - Qty(7)

STAGE PROCEDURE:

Start Position: Engage appropriate targets with appropriate firearms from within the fault lines.

SPECIAL NOTES:

USPSA Rifle, Shotgun, and Multigun Rules: June 2023



TECHWEAR
USATM

PROUD TO BE YOUR HOME FOR OFFICIAL



USPSA



**Sublimated Apparel,
Screen Printed and Embroidered
Lifestyle Gear**

**All Done in Our State of the Art
Long Island, NY Facility**

TECHWEARUSA.COM

SALES@TECHWEARUSA.COM

631-750-6424



[STAGE 10]

GUN READY CONDITION:

RIFLE: Loaded and Held at Low Ready

SHOTGUN: N/A

HANDGUN: Loaded and holstered

TARGETS DESIGNATIONS:

USPSA Paper: Pistol Only - Qty(7)

IPSC Paper: Rifle/Pistol - Qty(6)

Mini USPSA Paper: Rifle Only - Qty(8)

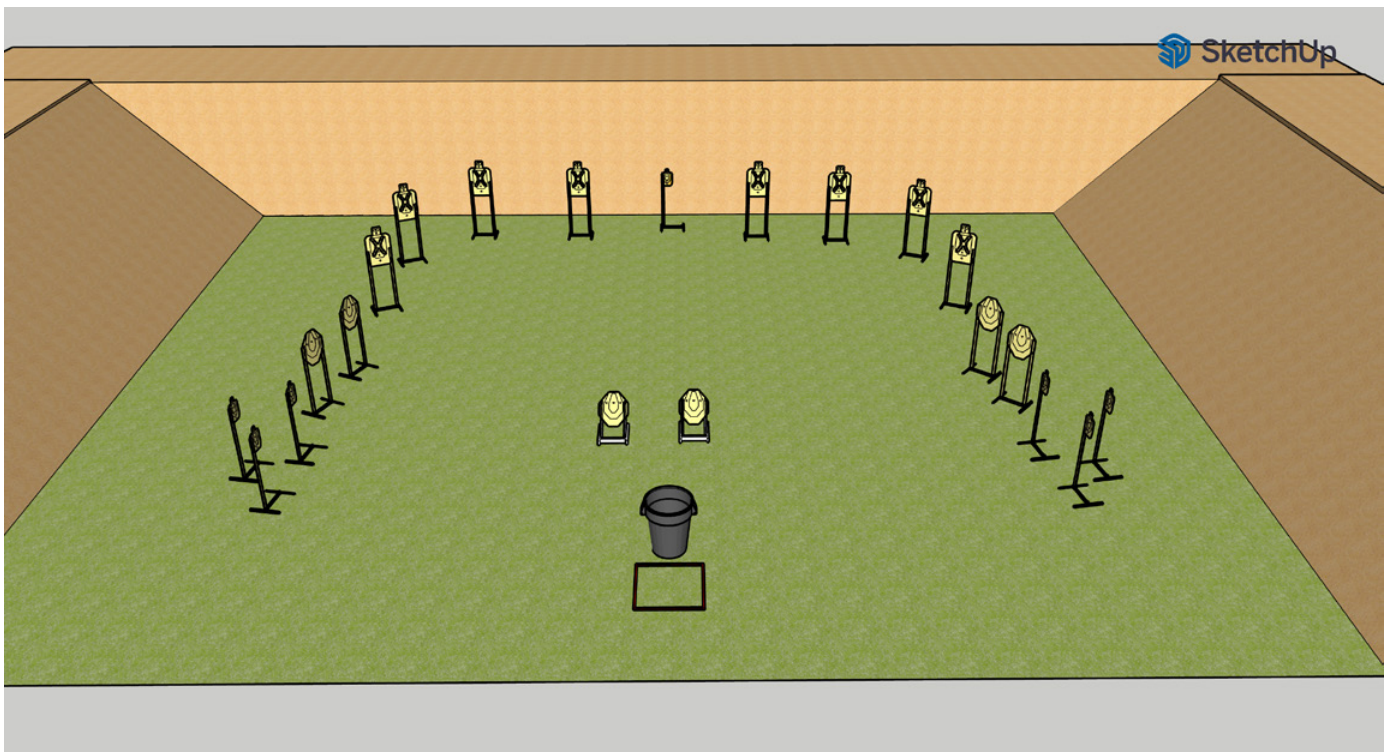
STAGE PROCEDURE:


Start Position: Engage appropriate targets with appropriate firearms from within the fault lines.

SPECIAL NOTES:

USPSA Rifle, Shotgun, and Multigun Rules: June 2023

stage sponsored by





[STAGE 11]

stage sponsored by



GUN READY CONDITION:

RIFLE: N/A

SHOTGUN: Loaded and Held at Low Ready

HANDGUN: N/A

TARGETS DESIGNATIONS:

Pipes: Shotgun only - Qty(7)

Aerial Clay: Shotgun only - Qty(2)

STAGE PROCEDURE:

Start Position: Upon the start signal, engage targets as visible from within the fault lines. Button 1 activates

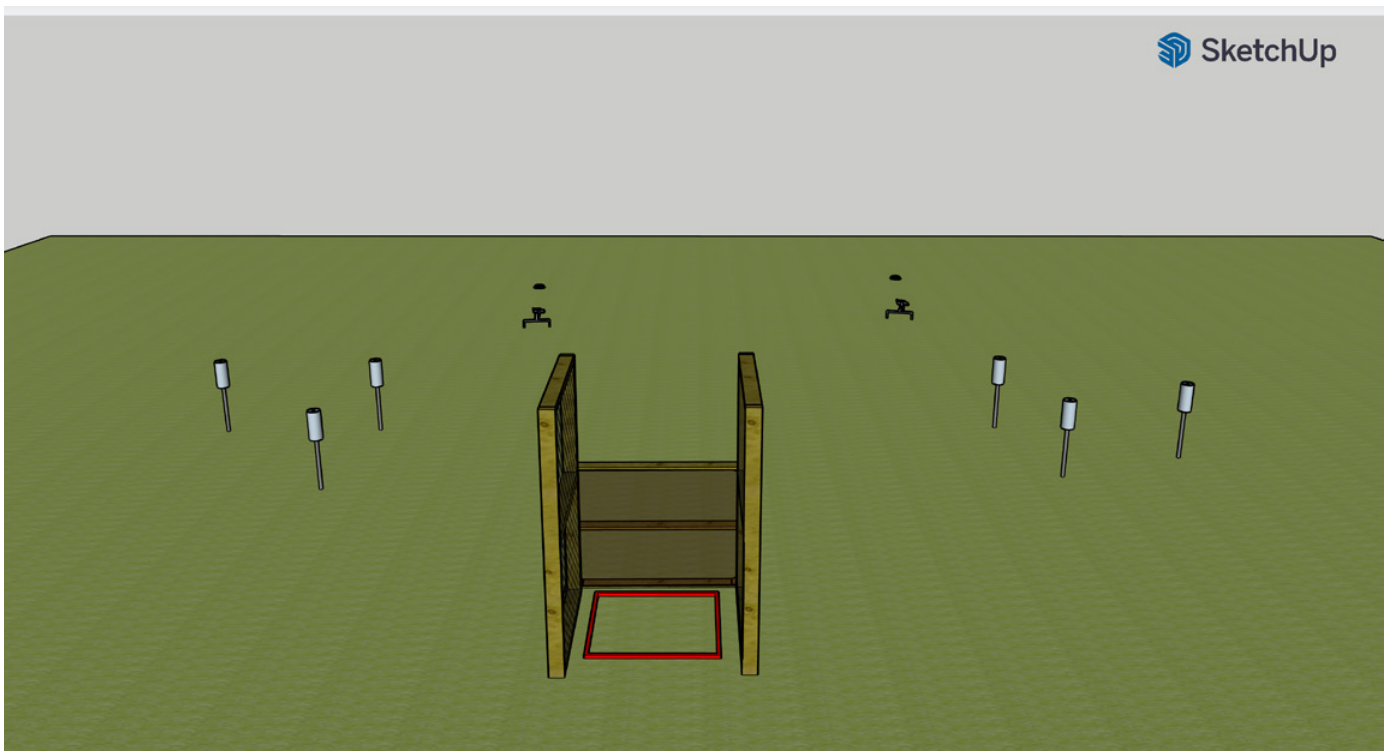
A1. Button 2 Activates A2. A's 1 and 2 are Enhanced Vale (10 second)

Required Targets. +5 procedural

each if not engaged- This is to say a shot fired through the uprights between activation and disappearing.

SPECIAL NOTES:

USPSA Rifle, Shotgun, and Multigun Rules: June 2023



[STAGE 12]

GUN READY CONDITION:

RIFLE: N/A

SHOTGUN: Loaded and Held at Low Ready

HANDGUN: N/A

TARGETS DESIGNATIONS:

Pipes: Shotgun only - Qty(6)

Aerial Clay: Shotgun only - Qty(2)

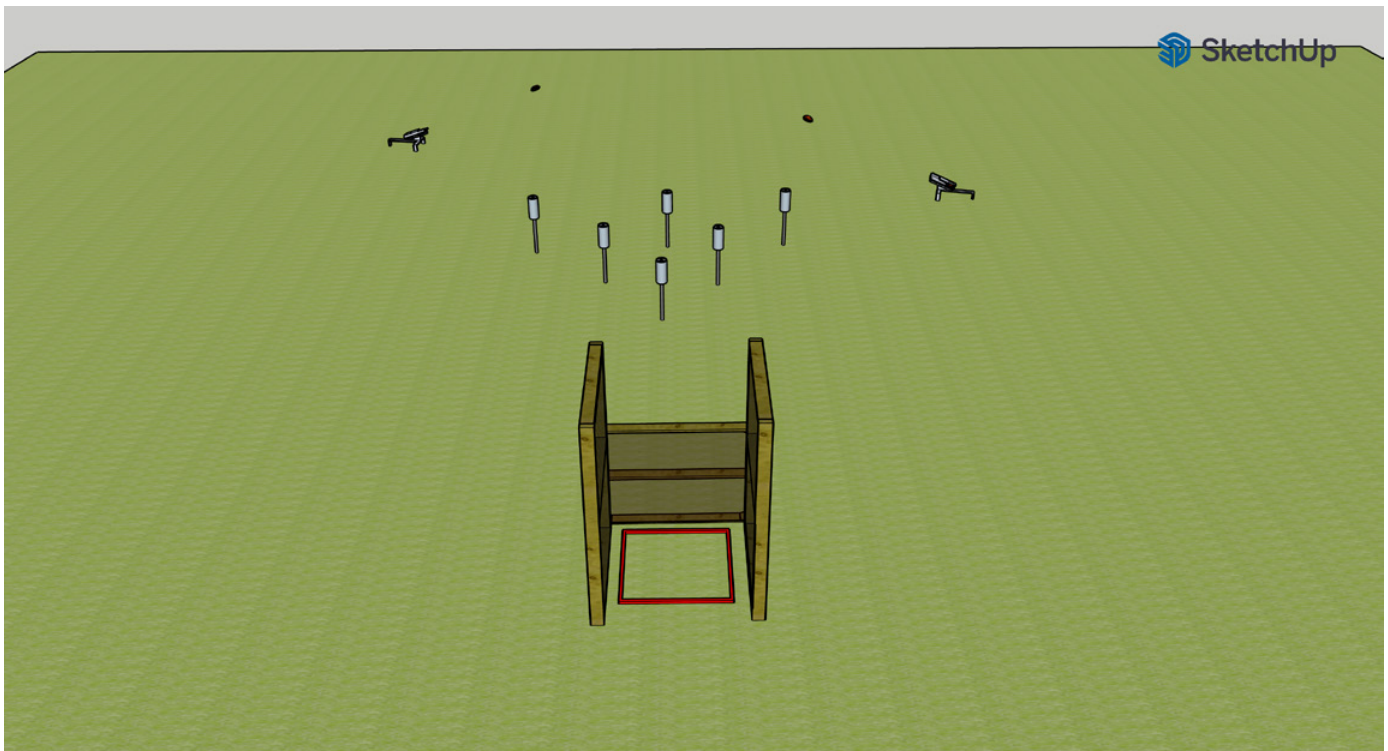
STAGE PROCEDURE:

Start Position: Stock on shoulder shotgun touching mark. Upon the start signal, Engage targets as visible from within the fault lines. Button 1 activates A1. Button 2 Activates A2. A's 1 and 2 are Enhanced Value (10 second) Required Targets. +5 Procedural each if not engaged- This is to say a shot fired through the uprights between activation and disappearing.

SPECIAL NOTES:

USPSA Rifle, Shotgun, and Multigun Rules: June 2023

stage sponsored by






SHADOW
SYSTEMS



THE NEW
DR920L

APPROVED FOR PRODUCTION AND CARRY OPTICS
PROUD SPONSOR OF ALL 2023 NATIONAL LEVEL MATCHES



SHADOW
SYSTEMS
shadowssystemscorp.com

SQUAD SCHEDULE

Friday								
Time/Stage	1	2	3	4	5	6	7	8
730	1	2	3	4	5	6	7	8
900	8	1	2	3	4	5	6	7
1030	7	8	1	2	3	4	5	6
1200	6	7	8	1	2	3	4	5
1400	10	11	12	13	14	15	16	17
1530	17	10	11	12	13	14	15	16
1700	16	17	10	11	12	13	14	15
1830	15	16	17	10	11	12	13	14

Saturday								
Time/Stage	1	2	3	4	5	6	7	8
730	14	15	16	17	10	11	12	13
900	13	14	15	16	17	10	11	12
1030	12	13	14	15	16	17	10	11
1200	11	12	13	14	15	16	17	10
1400	5	6	7	8	1	2	3	4
1530	4	5	6	7	8	1	2	3
1700	3	4	5	6	7	8	1	2
1830	2	3	4	5	6	7	8	1

Sunday	<i>*Highly subject to change*</i>								
Time/Stage	9	10	11	12		9	10	11	12
730	1	2	3	4	800	5	6	7	8
830	4	1	2	3	900	8	5	6	7
930	3	4	1	2	1000	7	8	5	6
1030	2	3	4	1	1100	6	7	8	5
1130	10	11	12	13	1200	14	15	16	17
1230	13	10	11	12	1300	17	14	15	16
1330	12	13	10	11	1400	16	17	14	15
1430	11	12	13	10	1500	15	16	17	14



Polymer Coated Bullets for All Reloaders

Available in:

380 ACP 38/.357 9mm

.40 44 .45 .45LC .50

300 Blackout



sales@thebluebullets.com
<https://thebluebullets.com>



AMMO SHIPPING

Here's some information for shipping your ammunition to the Forest Lake Sportsmen's Club.

Shipping location:

"Your Name"

Forest Lake Sportsmen's Club

Attn: Multi-Gun Nationals

4648 240th Street North

Forest Lake, MN 55025-9376

NOTE: DO NOT SHIP AMMUNITION BY THE UNITED STATES POSTAL SERVICE! IT IS A VIOLATION OF FEDERAL LAW TO DO SO, AND YOU WILL BE LIABLE FOR ANY LEGAL ISSUES. WE ARE CONSIDERING NOT RECEIVING ANY AMMO SHIPPED THROUGH THE POSTAL SERVICE, AND THEIR CARRIERS MAY DECLINE TO DELIVER IT. YOU MUST SHIP BY COMMERCIAL CARRIER, UPS OR FEDEX OR ANY OTHER CARRIER THAT WILL SHIP AMMO—NOT THE USPS.

1) Use a very sturdy box and lots of tape. Ammo is heavy and the carriers will not treat that box like a carton of eggs. Do not place ammo inside the box loose; use plastic or cardboard boxes with separators designed to hold ammunition. That's usually a requirement for all commercial carriers. Place lots of padding around the ammo boxes. **DO NOT SHIP IT IN AN ENVELOPE.**

2) Put **YOUR** name and "USPSA Multi-Gun Nationals" on the outside of the box, in big, **bold** letters, and covered with clear tape. *Put it there in at least 3 different locations.* In addition, insert a business card, or a small piece of paper inside the box with all of your contact information. Some boxes get damaged in shipment, making the outside illegible. The information inside will help determine who the owner is, and allow them to contact you should some of your ammunition be lost due to damaged packaging.

3) UPS/FedEx will ship ammo, ground only, if it's properly marked with an ORM-D Label. Be sure to package your ammo securely in boxes designed to hold ammunition, and use a sturdy box and lots of tape. Most UPS stores and FedEx Office will not accept ammo shipments; you can hand them to a route person, schedule a pickup, or take them to a UPS/FedEx depot/service center.


4) Ship your ammo in time for it to arrive prior to the match. It must go ground, per **UPS** and/ or **FedEx** regulations, so give it time to get there. Again: **NO AMMO BY US POSTAL SERVICE.** The people at the Cardinal Shooting will collect your ammunition and store it until USPSA personnel are on the ground at the range. We(USPSA)will distribute it at or around registration or during the match. It will be better if you collect your ammunition during registration periods so that we can assure that we have people on hand to distribute it. You may be required to sign for any ammunition you pick up. If you want to collect your ammo at times other than registration, you may experience a delay in getting it until someone is free

AMMO SHIPPING LABEL

Here are ORM-D labels that you can print and tape to your package along with mailing information:

TO: _____

Forest Lake Sportsmen's Club
Attn: USPSA Multi-Gun Nationals
4648 240th Street North
Forest Lake, MN 55025-9376





Shooters
Connection
28 YEARS IN SHOOTING SPORTS

MPA MasterPiece
Arms
STOCKING DEALER



SHOOTERSCONNECTION.COM