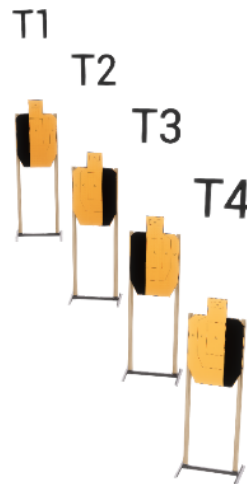


RULES: USPSA Handgun Competition Rules

COURSE DESIGNER: USPSA Classifier Committee

Stage Procedure

- SCORING:** Virginia Count, 12 rounds, 60 points
- TARGETS:** 4 USPSA Targets
- SCORED HITS:** Best 3 per USPSA Target
- START-STOP:** Audible - Last Shot
- START POSITION:** The **Handgun Start Position** is standing inside of Box A, wrists below belt. Handgun is loaded and holstered.
The **PCC Start Position** is standing inside of Box A. Carbine is loaded with stock on belt.
The **Make Ready** position is in Box A.
- PROCEDURE:** Upon the start signal, from within Box A engage targets T1-T4 with only 2 rounds each **Freestyle**, perform a mandatory reload, and engage targets T1-T4 with only 1 round each **Weak Hand Only**.



Written Stage Briefing

CM 25-09 Descent Into Madness is a 12 round, 60 point Virginia Count Classifier course. There are 4 USPSA targets. The best 3 hits per target will score. The start signal is audible.

The **Handgun Start Position** is standing inside of Box A, wrists below belt. Handgun is loaded and holstered.

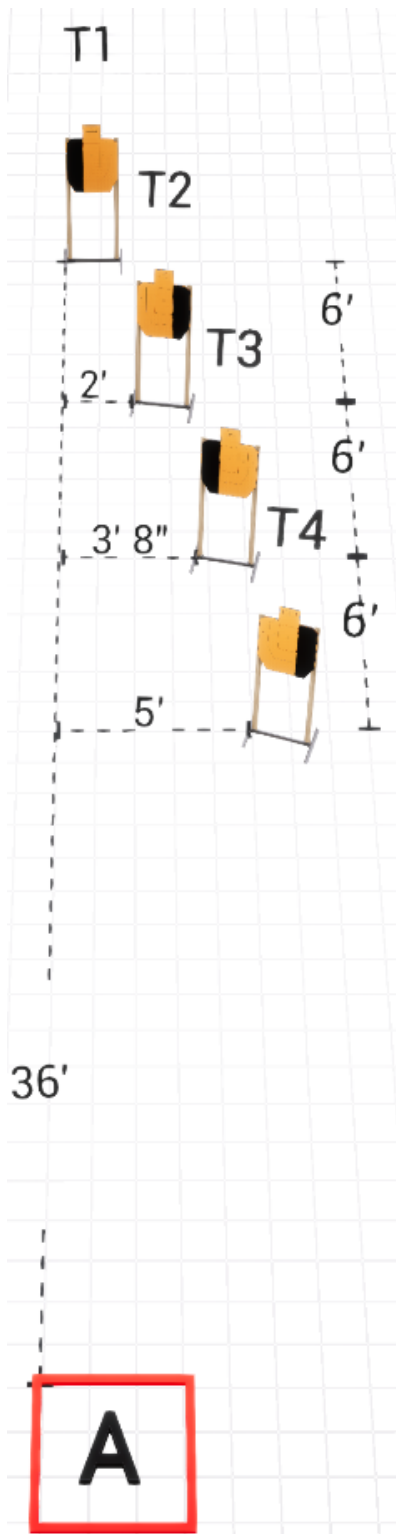
The **PCC Start Position** is standing inside of Box A. Carbine is loaded with stock on belt.

The **Make Ready** position is in Box A.

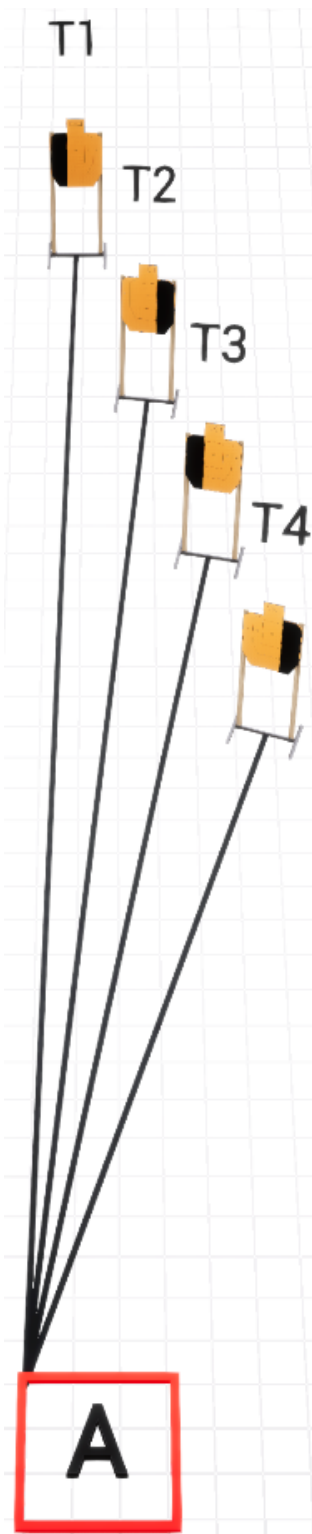
Upon the start signal, from within Box A engage targets T1-T4 with only 2 rounds each **Freestyle**, perform a mandatory reload, and engage targets T1-T4 with only 1 round each **Weak Hand Only**.



Build Diagram



Stage Dimensions



Target Angle References

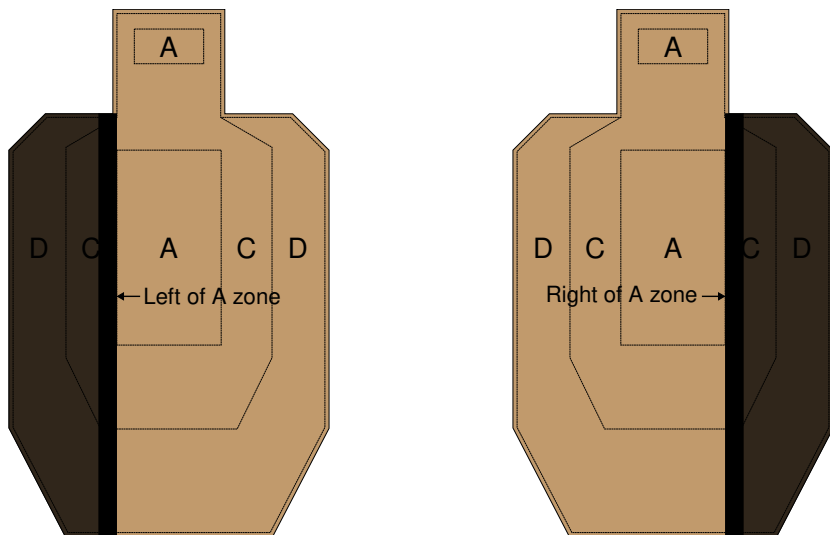
Build Instructions

Prop Inventory					
Paper					
USPSA Targets	Half Size USPSA	IPSC	Half Size IPSC		
8					
Forward Falling Steel					
USPSA	USPSA Mini	IPSC	IPSC Mini	Colt	
Rear Falling Steel					
USPSA	USPSA Mini	IPSC	IPSC Mini	Colt	
Environment Materials					
8' Wall	4' Wall	Wall Stands	Target Stands	Target Sticks	Fault Lines
			4	8	'
Special Props:					
• 3 ft x 3 ft Box					

Setup Notes:

All targets are 5ft to the shoulders.

Black lines in the **Build Diagram** indicate the direction to point the angled targets. All targets are angled at the front left corner of Box A.



Hardcover Aligns with Lower A-zone Perforation

Stage Footprint:

- Width: 7 ft
- Depth: 39 ft
- Suggested Min Bay Size: 15 ft by 45 ft

