

**RULES:** USPSA Handgun Competition Rules

**COURSE DESIGNER:** Joseph Beltran

### Stage Procedure

**SCORING:** Comstock, 14 rounds, 70 points

**TARGETS:** 7 USPSA Targets

**SCORED HITS:** Best 2 per USPSA Target

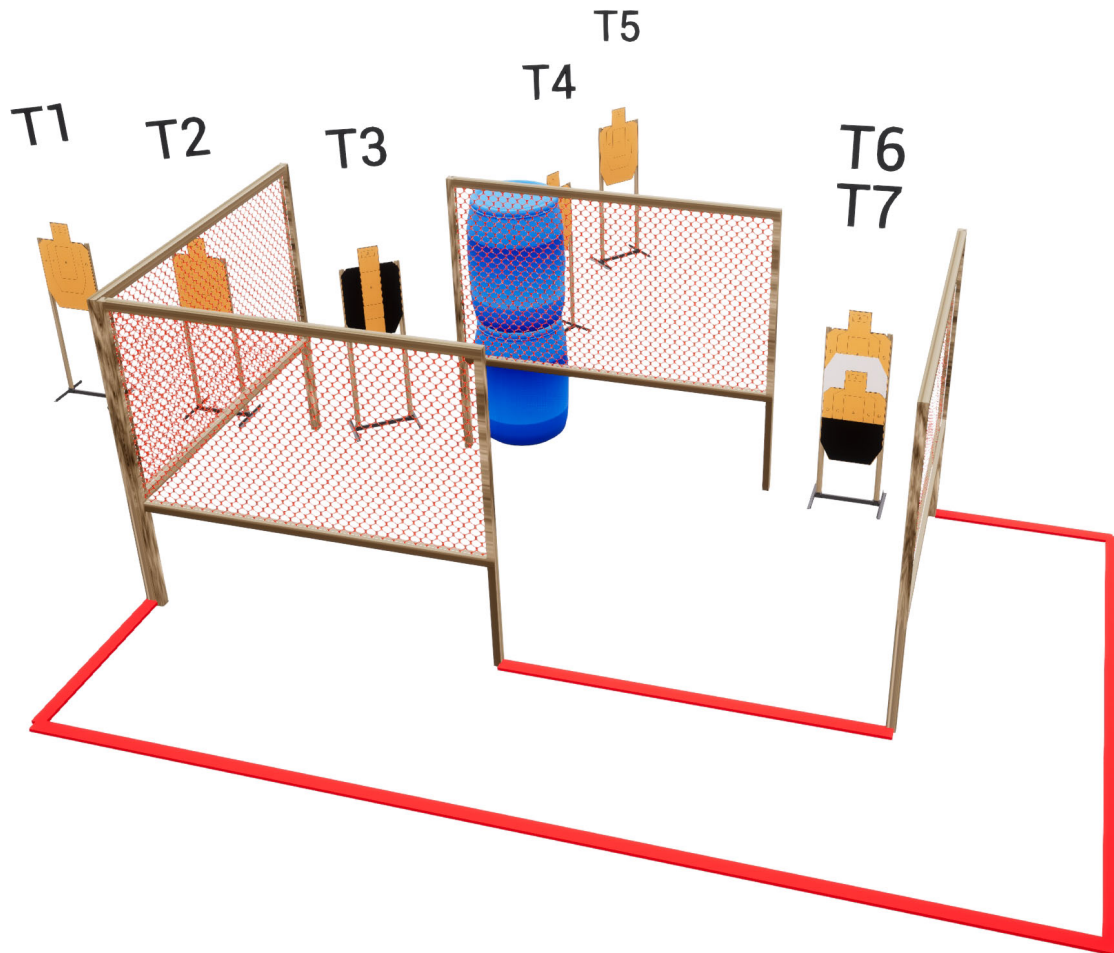
**START-STOP:** Audible - Last Shot

**START POSITION:** The **Handgun Start Position** is standing anywhere inside of the shooting area, wrists below belt. Handgun is loaded and holstered.

The **PCC Start Position** is standing anywhere inside of the shooting area. Carbine is loaded with stock on belt.

The **Make Ready** position is at the same location as the Start Position.

**PROCEDURE:** Upon the start signal, engage targets from within the shooting area.



## Written Stage Briefing

CM 25-07 Absolute Cinema is a 14 round, 70 point Comstock Classifier course. There are 7 USPSA targets. The best 2 hits per target will score. The start signal is audible.

The **Handgun Start Position** is standing anywhere inside of the shooting area, wrists below belt. Handgun is loaded and holstered.

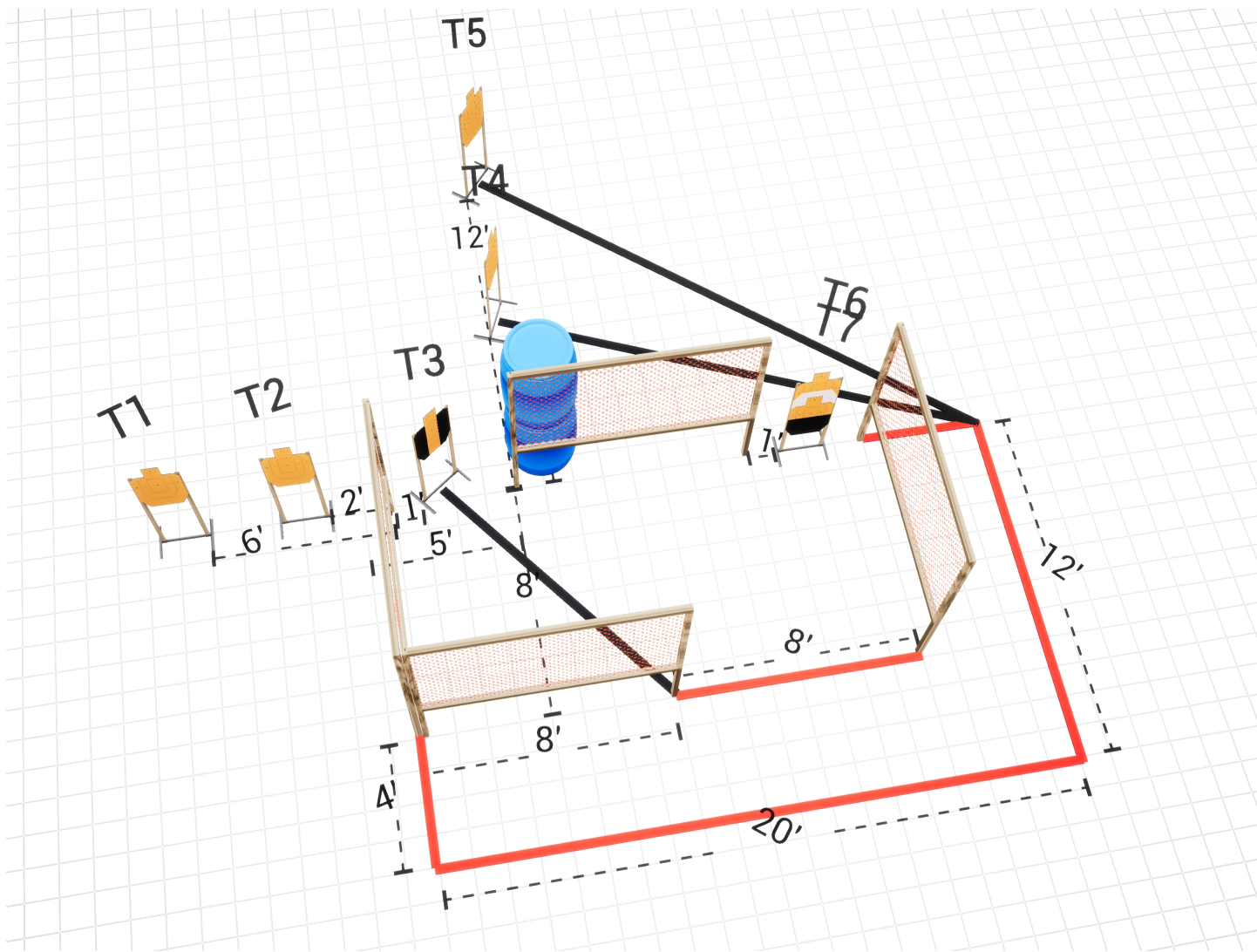
The **PCC Start Position** is standing anywhere inside of the shooting area. Carbine is loaded with stock on belt.

The **Make Ready** position is at the same location as the Start Position.

Upon the start signal, engage targets from within the shooting area.



# Build Diagram



# Build Instructions

Prop Inventory

**Paper**

USPSA Targets	Half Size USPSA	IPSC	Half Size IPSC
8			

**Forward Falling Steel**

USPSA	USPSA Mini	IPSC	IPSC Mini	Colt

**Rear Falling Steel**

USPSA	USPSA Mini	IPSC	IPSC Mini	Colt

**Environment Materials**

8' Wall	4' Wall	Wall Stands	Target Stands	Target Sticks	Fault Lines
4		7	6	12	40'

**Setup Notes:**

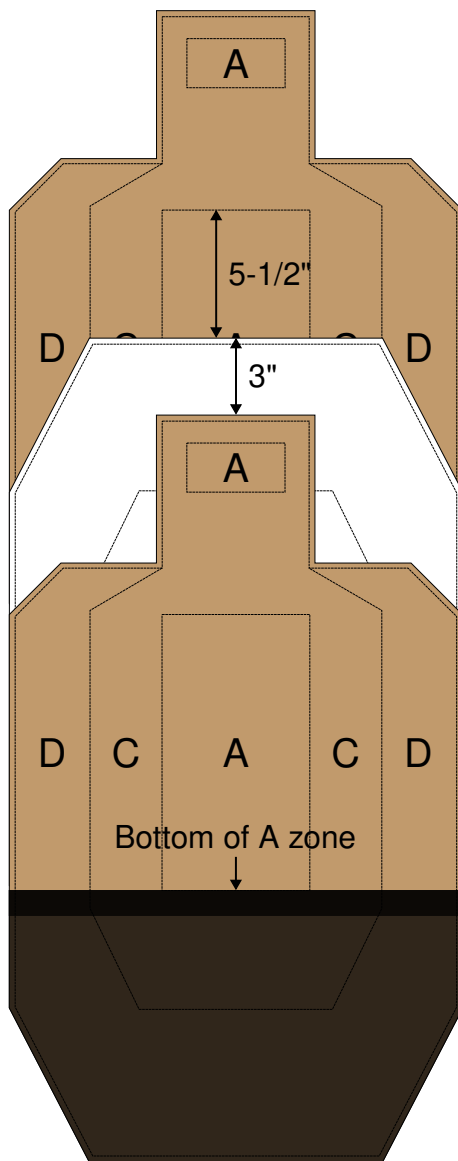
The purpose of the barrel stack is solely to remove any view of T3 from the downrange position of the stage where T4 and T5 are engaged from. All targets are 5ft to the shoulders. The edge of the No Shoot on T6 & T7 is aligned 5-1/2" from the top of the A-zone, and Hard Cover on the bottom target is aligned with the bottom of the A-zone.

Black lines in the **Build Diagram** indicate the direction to point the angled targets.

**Stage Footprint:**

- Width: 28 ft
- Depth: 26 ft
- Suggested Min Bay Size: 30 ft by 30 ft





T6 and T7 Stack with No Shoot.