

25-01

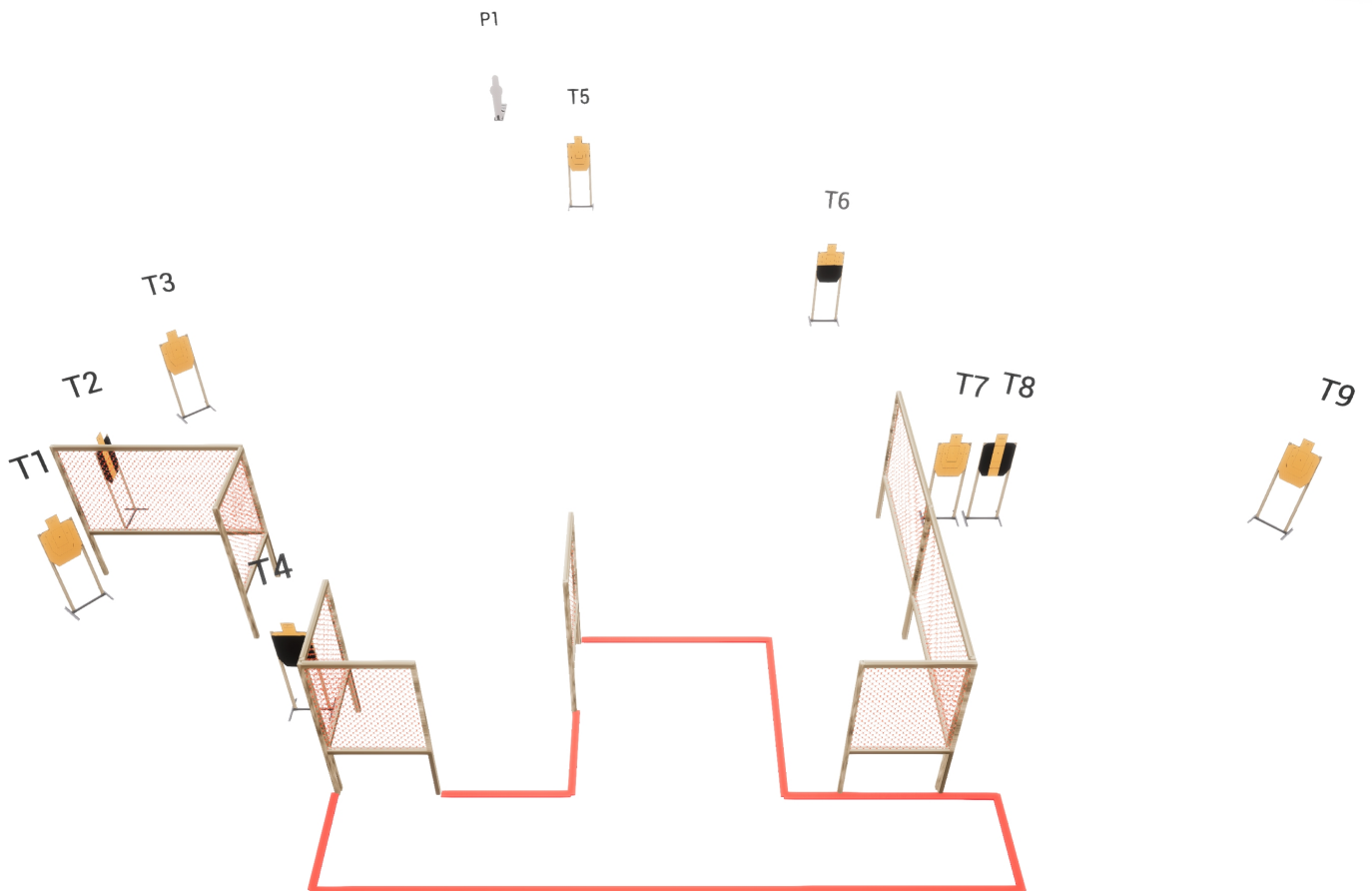
Return to Monke

RULES: USPSA Handgun Competition Rules

COURSE DESIGNER: Billy Barton

Stage Procedure

- SCORING:** Comstock, 19 rounds, 95 points
TARGETS: 9 USPSA Targets, 1 USPSA Poppers
SCORED HITS: Best 2 per USPSA Target, Steel 1 KD = 1A
START-STOP: Audible - Last Shot
START POSITION: The **Handgun Start Position** is standing anywhere inside of the shooting area, wrists below belt. Handgun is loaded and holstered.
The **PCC Start Position** is standing anywhere inside of the shooting area. Carbine is loaded with stock on belt.
The **Make Ready** position is at the same location as the Start Position.
PROCEDURE: Upon the start signal, engage the targets from within the shooting area.



Written Stage Briefing

CM 25-01 Return to Monke is a 19 round, 95 point Comstock Classifier course. There are 9 USPSA targets and 1 USPSA Poppers. The best 2 hits per target will score. Steel must fall to score. The start signal is audible.

The **Handgun Start Position** is standing anywhere inside of the shooting area, wrists below belt. Handgun is loaded and holstered.

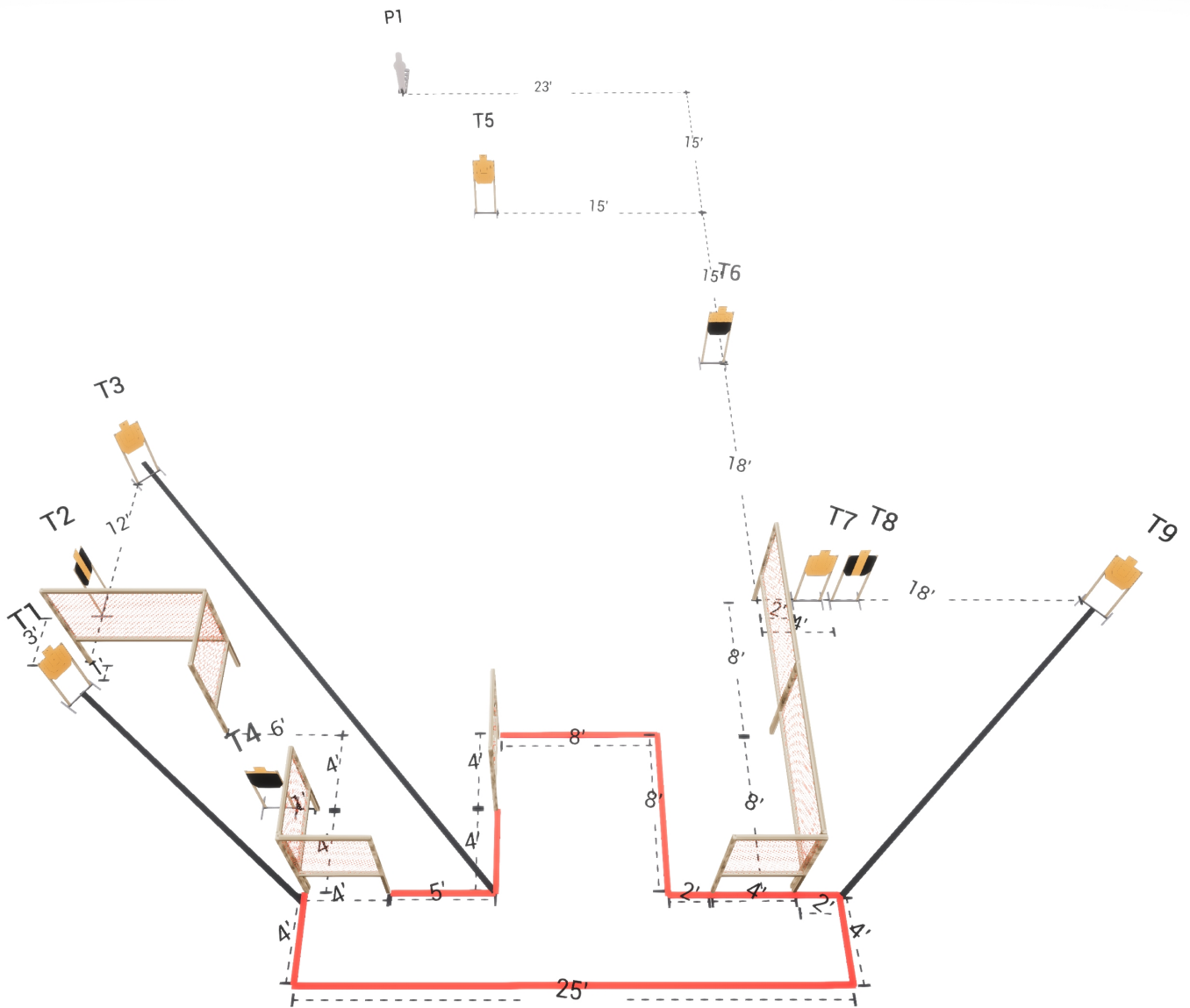
The **PCC Start Position** is standing anywhere inside of the shooting area. Carbine is loaded with stock on belt.

The **Make Ready** position is at the same location as the Start Position.

Upon the start signal, engage the targets from within the shooting area.



Build Diagram



Build Instructions

Prop Inventory

Paper

USPSA Targets	Half Size USPSA	IPSC	Half Size IPSC
9			

Forward Falling Steel

USPSA	USPSA Mini	IPSC	IPSC Mini	Colt

Rear Falling Steel

USPSA	USPSA Mini	IPSC	IPSC Mini	Colt
1				

Environment Materials

8' Wall	4' Wall	Wall Stands	Target Stands	Target Sticks	Fault Lines
3	4	11	9	18	62'

Setup Notes:

All targets are 5ft to the shoulders. The edge of the hard cover on T4 is aligned with the top of the lower A-zone perforation. The edge of the hardcover on T6 is aligned with the bottom of the lower A-zone perforation.

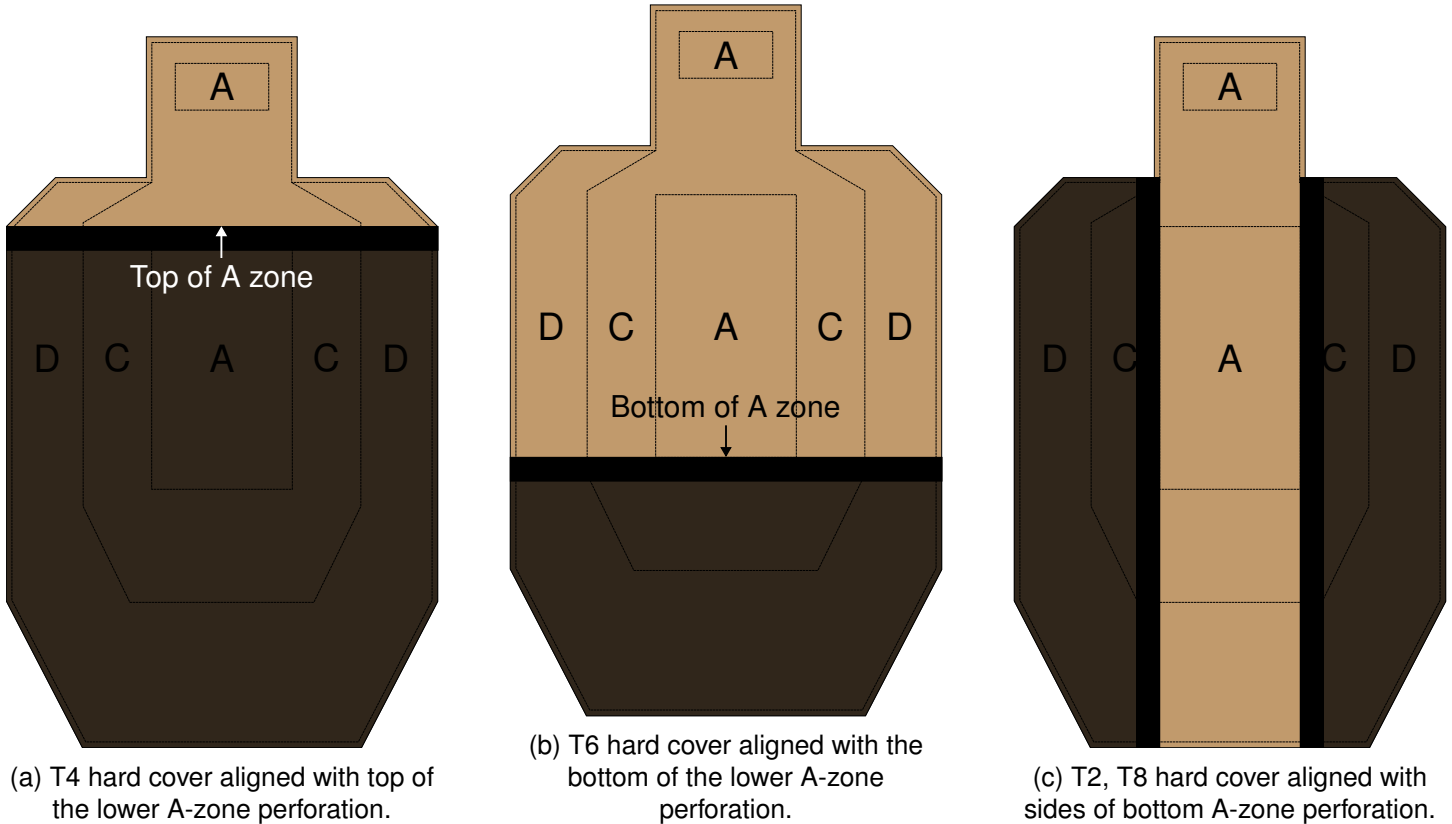
The black lines in the **Build Diagram** indicate the direction to point the angled targets. T3 is pointed at the rear-left corner of the forward shooting area. T9 is pointed at the front right corner of the far-right of the shooting area.

The double barrels next to T4 block the 180 from the front of the shooting area to T1. Barrels are up against the wall.

Stage Footprint:

- Width: 57 ft
- Depth: 68 ft
- Suggested Min Bay Size: 60 ft by 70 ft





Comparison of T2, T4, T6, and T8 hard cover alignments.